






Laundry Belts by OEM No.


	Cross Section	Top Width	Height	Pitch
	2L	.25-IN	.16-IN	40°
	3L	.38-IN	.22-IN	40°
	4L	.50-IN	.31-IN	40°
	5L	.66-IN	.38-IN	40°


	Cross Section	Top Width	Height	Pitch
	A, AX	.50-IN	.31-IN	40°
	B, BX	.66-IN	.41-IN	40°
	C	.88-IN	.53-IN	40°


	Cross Section	Top Width	Height	Pitch
	3V, 3VX	.38-IN	.31-IN	38°
	5V, 5VX	.62-IN	.50-IN	38°
	7MR	Custom		

	Cross Section	Top Width	Height	Pitch
	SPZ, XPZ	9.7 MM	8 MM	38°
	SPA, XPA	12.7 MM	10 MM	38°
	SPB, XPB	16.3 MM	13 MM	38°

	Cross Section	Ridges
	J3	3
	J4	4
	J6	6
	J7	7

	Cross Section	Ridges
	H4	4
	H5	5
	H6	6

	Cross Section	Top Width
	50F	.50-IN

	Cross Section	Diameter
	6R	.19-IN
	7R	.22-IN
	8R	.25-IN

Alliance - Amana - Speed Queen - Huebsch - Unimac

OEM No	Supco No.	Cross Section	Length	UM	Surface
435P3	LB254	H4	93.5	IN	Friction
17558	LB270	J4	94	IN	Friction
20186	LB137	4X	36.5	IN	Friction
23759	LB143	3X	28	IN	Standard
27155	LB140	3L	22.4	IN	Standard
27246	LB142	4V	33	IN	Special
28808	LB142	4V	33	IN	Special
38174	LB302	4L	29.7	IN	Special
52556	LB251	J4	98	IN	Friction
55060	LB232	4R	74	IN	Standard
56095	LB270	J4	94	IN	Friction
56095P	LB270	J4	94	IN	Friction
59174	LB254	H4	93.5	IN	Friction
75098	LB231	3L	68	IN	Standard
76028	LB120	4L	30.2	IN	Standard
HT128	A43	A	43	IN	Friction
ST128	LB288	4L	67	IN	Wrapped
ST128-1	A76	A	76	IN	Wrapped
TT128	LB288	4L	67	IN	Wrapped
200063	LB302	4L	29.7	IN	Special
510178	LB254	H4	93.5	IN	Friction
511255P	LB340	H5	93.5	IN	Friction
M400607	LB288	4L	67	IN	Wrapped
M400608	A76	4L	78	IN	Wrapped
M401182	LB288	4L	67	IN	Wrapped
M406386	A61	4L	63	IN	Wrapped
M411814	A76	4L	78	IN	Wrapped
M412981	A78	4L	80	IN	Wrapped
27001006	LB302	4L	29.7	IN	Special
27001007	LB175	4L	30.8	IN	Special
40051501	LB340	H5	93.5	IN	Friction
40111201	LB254	H4	93.5	IN	Friction

Electrolux - Frigidaire - Franklin - Gibson Kelvinator - Westinghouse

OEM No.	Supco No.	Cross Section	Length	UM	Surface
63510	LB212	J3	89.5	IN	Friction
73382	LB275	J3	92	IN	Friction
78794	LB117	4L	32.5	IN	Wrapped
131654	LB210	J3	91.2	IN	Friction
133171	LB113	4L	32	IN	Wrapped
136102	LB202	J3	81	IN	Friction
139318	LB111	4L	31.5	IN	Wrapped
140801	LB210	J3	91.2	IN	Friction
141297	LB210	J3	91.2	IN	Friction
143056	LB260	50F	88	IN	Friction
144667	LB157	4L	32	IN	Wrapped
145221	LB260	50F	88	IN	Friction
145371	LB157	4L	32	IN	Wrapped
148270	LB216	H4	87.8	IN	Friction
148271	LB298	H4	89.5	IN	Friction
638957	LB201	J4	90.4	IN	Friction
639357	LB202	J3	81	IN	Friction
F63510	LB212	J3	89.5	IN	Friction
F73382	LB210	J3	91.2	IN	Friction
F78448	LB291	H4	78	IN	Wrapped
F78794	LB113	4L	32	IN	Wrapped
Q12967	LB151	3L	41.5	IN	Standard
Q12969	LB151	3L	41.5	IN	Standard
Q12970	LB150	4L	47	IN	Standard
Q62142	LB160	4L	48	IN	Cogged
Q62144	LB154	4L	53.5	IN	Standard
Q62148	LB160	4L	48	IN	Cogged
Q62149	LB151	3L	41.5	IN	Standard
Q62152	LB154	4L	53.5	IN	Standard
Q63259	LB152	3L	32	IN	Standard
Q63805	LB260	50F	88	IN	Friction
Q63806	LB260	50F	88	IN	Friction
Q63807	LB260	50F	88	IN	Friction

Laundry Belts

Electrolux - Frigidaire - Franklin - Gibson Kelvinator - Westinghouse					
OEM No.	Supco No.	Cross Section	Length	UM	Surface
Q63808	LB260	50F	88	IN	Friction
Q63809	LB260	50F	88	IN	Friction
Q63810	LB260	50F	88	IN	Friction
Q63812	LB260	50F	88	IN	Friction
11-1111	LB275	J3	92	IN	Friction
1500202	LB113	4L	32	IN	Wrapped
3004909	LB210	J3	91.2	IN	Friction
3161099	LB202	J3	81	IN	Friction
3161152	LB117	4L	32.5	IN	Wrapped
3161423	LB155	3L	32.9	IN	Standard
3203018	LB295	J6	1460	MM	Special
3204314	LB260	50F	88	IN	Friction
3204418	LB157	4L	32	IN	Wrapped
3261151	LB150	4L	47	IN	Standard
3261153	LB154	4L	53.5	IN	Standard
3261155	LB151	3L	41.5	IN	Standard
3280323	LB117	4L	32.5	IN	Wrapped
3280326	LB113	4L	32	IN	Wrapped
3281154	LB260	50F	88	IN	Friction
3283287	LB298	H4	89.5	IN	Friction
7537239	LB204	J4	89	IN	Friction
8001651	LB210	J3	91.2	IN	Friction
8001832	LB111	4L	31.5	IN	Wrapped
8002451	LB117	4L	32.5	IN	Wrapped
8004064	LB113	4L	32	IN	Wrapped
8006498	LB152	3L	32	IN	Standard
8011289	LB111	4L	31.5	IN	Wrapped
8015096	A45	A	45	IN	Friction
8015132	LB151	3L	41.5	IN	Standard
8015133	LB154	4L	53.5	IN	Standard
8027638	LB291	H4	78	IN	Wrapped
F131324	LB113	4L	32	IN	Wrapped
F131602	LB113	4L	32	IN	Wrapped
F131654	LB210	J3	91.2	IN	Friction
F133171	LB113	4L	32	IN	Wrapped
F139318	LB111	4L	31.5	IN	Wrapped
F141297	LB210	J3	91.2	IN	Friction
Q181621	LB152	3L	32	IN	Standard
Q181622	LB111	4L	31.5	IN	Wrapped
Q181623	LB111	4L	31.5	IN	Wrapped
Q181624	LB152	3L	32	IN	Standard
Q181625	LB111	4L	31.5	IN	Wrapped
Q607581	LB295	J6	1460	MM	Special
Q622451	LB155	3L	32.9	IN	Standard
131130700	LB216	H4	87.8	IN	Friction
131234000	LB117	4L	32.5	IN	Wrapped
131276300	LB295	J6	1460	MM	Special
131553800	LB216	H4	87.8	IN	Friction
131686100	LB157	4L	32	IN	Wrapped
134051000	LB295	J6	1460	MM	Special
134161100	LB117	4L	32.5	IN	Wrapped
134163400	LB216	H4	87.8	IN	Friction
134163500	LB298	H4	89.5	IN	Friction
134503600	LB216	H4	87.8	IN	Friction
134503900	LB298	H4	89.5	IN	Friction

Electrolux - Frigidaire - Franklin - Gibson Kelvinator - Westinghouse					
OEM No.	Supco No.	Cross Section	Length	UM	Surface
5300063253	LB151	3L	41.5	IN	Standard
5300063510	LB212	J3	89.5	IN	Friction
5300622451	LB155	3L	32.9	IN	Standard
5300638957	LB201	J4	90.4	IN	Friction
5300639357	LB202	J3	81	IN	Friction
5302834353	LB110	3L	31	IN	Standard
5303161099	LB202	J3	81	IN	Friction
5303161152	LB113	4L	32	IN	Wrapped
5303203018	LB295	J6	1460	MM	Special
5303261151	LB150	4L	47	IN	Standard
5303261155	LB151	3L	41.5	IN	Standard
5303276623	LB291	H4	78	IN	Wrapped
5303280326	LB113	4L	32	IN	Wrapped
5303281154	LB260	50F	88	IN	Friction
5303283287	LB298	H4	89.5	IN	Friction
5303283471	LB216	H4	87.8	IN	Friction
5304439725	LB260	50F	88	IN	Friction
5307529591	LB271	8R	90	IN	Standard
5307537239	LB204	J4	89	IN	Friction
5308001651	LB210	J3	91.2	IN	Friction
5308001832	LB111	4L	31.5	IN	Wrapped
5308002451	LB117	4L	32.5	IN	Wrapped
5308006498	LB152	3L	32	IN	Standard
5308011289	LB111	4L	31.5	IN	Wrapped
5308027638	LB291	H4	78	IN	Wrapped
5308057424	LB210	J3	91.2	IN	Friction
General Electric - Camco - Hotpoint - Mabe - Penncrest - Roper					
OEM No.	Supco No.	Cross Section	Length	UM	Surface
WE12M9	LB278	H4	79	IN	Friction
WE12M22	LB298	H4	89.5	IN	Friction
WE12M24	LB278	H4	79	IN	Friction
WE12X42	LB216	H4	87.8	IN	Friction
WE12X43	LB217	J4	99.4	IN	Friction
WE12X46	LB218	H3	68	IN	Friction
WE12X49	LB217	J4	99.4	IN	Friction
WE12X79	LB278	H4	79	IN	Friction
WE12X82	LB216	H4	87.8	IN	Friction
WE12X82R	LB216	H4	87.8	IN	Friction
WE12X85	LB202	J3	81	IN	Friction
WE12X88	LB260	50F	88	IN	Friction
WE12X93	LB278	H4	79	IN	Friction
WE12X5009	LB152	3L	32	IN	Friction
WE12X10001	LB216	H4	87.8	IN	Friction
WE12X10009	LB216	H4	87.8	IN	Friction
WE12X10011	LB276	H4	92	IN	Friction
WH1X1249	LB120	4L	30.2	IN	Standard
WH1X2026	LB120	4L	30.2	IN	Standard
WH1X2026R	LB120	4L	30.2	IN	Standard
WH1X2630	LB117	4L	32.5	IN	Standard
WH1X10031	LB120	4L	30.2	IN	Standard
WH7X86	LB117	4L	32.5	IN	Wrapped
WH7X98	LB117	4L	32.5	IN	Wrapped
WH7X113	LB157	4L	32	IN	Wrapped

Laundry Belts

Gemline (Cont.)					
OEM No.	Supco No.	Cross Section	Length	UM	Surface
LB111	LB111	4L	31.5	IN	Wrapped
LB113	LB117	4L	32.5	IN	Wrapped
LB117	LB117	4L	32.5	IN	Wrapped
LB120	LB120	4L	30.2	IN	Standard
LB125	LB125	3L	41	IN	Standard
LB126	LB126	4L	42	IN	Slip
LB127	LB127	2 Belt Set [2-11124 & 2-11125]			
LB131	LB131	SPZ	1077	MM	Standard
LB132	LB132	SPZ	1295	MM	Standard
LB140	LB140	3L	22.4	IN	Standard
LB142	LB142	4V	33	IN	Special
LB143	LB143	3L	28	IN	Standard
LB150	LB150	4L	47	IN	Standard
LB151	LB151	3L	41.5	IN	Standard
LB152	LB152	3L	32	IN	Standard
LB154	LB154	4L	53.5	IN	Standard
LB155	LB155	3L	32.9	IN	Standard
LB157	LB157	4L	32	IN	Wrapped
LB160	LB160	4L	48	IN	Cogged
LB161	LB161	7MR	47.5	IN	Cogged
LB175	LB175	4L	30.8	IN	Special
LB201	LB201	J4	90.4	IN	Friction
LB202	LB202	J3	81	IN	Friction
LB204	LB204	J4	89	IN	Friction
LB210	LB210	J3	91.2	IN	Friction
LB212	LB212	J3	89.5	IN	Friction
LB216	LB216	H4	87.8	IN	Friction
LB217	LB217	J4	99.4	IN	Friction
LB218	LB218	H3	68	IN	Friction
LB230	LB230	3L	47	IN	Standard
LB231	LB231	3L	68	IN	Standard
LB232	LB232	4R	74	IN	Standard
LB234	LB234	H5	100	IN	Friction
LB235	LB235	J3	77	IN	Friction
LB236	LB236	H4	77	IN	Friction
LB237	LB237	2 Belt Set [3-11012 & 3-11013]			
LB240	LB240	3L	74	IN	Friction
LB242	LB217	J4	99.4	IN	Friction
LB244	LB244	3L	45	IN	Friction
LB251	LB251	J4	98	IN	Friction
LB254	LB254	H4	93.5	IN	Friction
LB260	LB260	50F	88	IN	Friction
LB270	LB270	J4	94	IN	Friction
LB271	LB271	8R	90	IN	Standard
LB274	LB274	J3	94	IN	Friction
LB275	LB275	J3	93	IN	Friction
LB276	LB276	H4	92	IN	Friction
LB278	LB278	H4	79	IN	Friction
LB279	LB279	H5	92	IN	Friction
LB280	LB280	J4	58	IN	Friction
LB291	LB291	H4	78	IN	Wrapped
LB292	LB292	2X	28.5	IN	Wrapped
LB293	LB293	J7	1301	MM	Special
LB294	LB294	J6	1410	MM	Special
LB295	LB295	J6	1460	MM	Special

Gemline (Cont.)					
OEM No.	Supco No.	Cross Section	Length	UM	Surface
LB297	LB297	SPZ	1287	MM	Special
LB298	LB298	H4	89.5	IN	Friction
LB299	LB299	J6	67	IN	Special
LB300	LB300	J5	1321	MM	Special
LB301	LB301	J5	1900	MM	Special
LB302	LB302	4L	29.7	IN	Special
LB340	LB340	H5	94	IN	Friction
Maytag - Amana - Norge - Speed Queen					
OEM No.	Supco No.	Cross Section	Length	UM	Surface
20186	LB137	4X	36.5	IN	Friction
23759	LB143	3X	28	IN	Standard
27155	LB140	3L	22.4	IN	Standard
28808	LB142	4V	33	IN	Special
37820	LB175	4L	30.8	IN	Special
38174	LB302	4L	29.7	IN	Special
55060	LB232	4R	74	IN	Standard
56095	LB270	J4	94	IN	Friction
59174	LB254	H4	93.5	IN	Friction
211124	LB125	3L	41	IN	Standard
211125	LB126	4L	42	IN	Slip
2-11124/25	LB127	2 Belt Set [2-11124 & 2-11125]			
2K11124/25	LB127	2 Belt Set [2-11124 & 2-11125]			
211451	LB151	3L	41.5	IN	Standard
311012	LB230	3L	47	IN	Standard
311013	LB231	3L	68	IN	Standard
3-11012/13	LB237	2 Belt Set [3-11012 & 3-11013]			
3K11012/13	LB237	2 Belt Set [3-11012 & 3-11013]			
312512	LB232	4R	74	IN	Standard
312544	LB235	J3	77	IN	Friction
312959	LB234	H5	100	IN	Friction
313328	LB236	H4	77	IN	Friction
314774	LB234	H5	100	IN	Friction
510178	LB254	H4	93.5	IN	Friction
511255	LB254	H4	93.5	IN	Friction
757073	LB233	7R	62	IN	Standard
902115	LB233	7R	62	IN	Standard
911197	LB233	7R	62	IN	Standard
33-0388	LB131	SPZ	1077	MM	Standard
33-6104	LB131	SPZ	1077	MM	Standard
33-6343	LB131	SPZ	1077	MM	Standard
33-9787	LB131	SPZ	1077	MM	Standard
35-0186	LB131	SPZ	1077	MM	Standard
35-0425	LB131	SPZ	1077	MM	Standard
35-0465	LB131	SPZ	1077	MM	Standard
35-2320	LB132	SPZ	1295	MM	Standard
35-3662	LB132	SPZ	1295	MM	Standard
3700300	LB294	J6	1410	MM	Special
3713880	LB279	H5	92	IN	Friction
43-0283	LB131	SPZ	1077	MM	Standard
53-0186	LB276	H4	92	IN	Friction
53-1080	LB276	H4	92	IN	Friction
53-1086	LB276	H4	92	IN	Friction
53-2671	LB276	H4	92	IN	Friction
60-1267	LB240	3L	74	IN	Friction

Laundry Belts

Maytag - Amana - Norge - Speed Queen (Cont.)

OEM No.	Supco No.	Cross Section	Length	UM	Surface
63-1361	LB217	J4	99.4	IN	Friction
63-3161	LB217	J4	99.4	IN	Friction
63-3862	LB217	J4	99.4	IN	Friction
63-4663	LB217	J4	99.4	IN	Friction
63-5007	LB217	J4	99.4	IN	Friction
63-5264	LB217	J4	99.4	IN	Friction
63-6035	LB244	3L	45	IN	Friction
63-6333	LB244	3L	45	IN	Friction
73-0028	LB287	H6	73	IN	Friction
12001435	LB294	J6	1410	MM	Special
12001788	LB294	J6	1410	MM	Special
12002040	LB788	J6	1410	MM	Special
12111213	LB237	2 Belt Set [3-11012 & 3-11013]			
12112425	LB127	2 Belt Set [2-11124 & 2-11125]			
21001478	LB132	SPZ	1295	MM	Standard
21352320	LB132	SPZ	1295	MM	Standard
21353662	LB132	SPZ	1295	MM	Standard
22002040	LB788	J6	1410	MM	Special
22002313	LB788	J6	1410	MM	Special
22002709	LB297	SPZ	1287	MM	Special
22003483	LB297	SPZ	1287	MM	Special
24001094	B43	B	45	IN	Wrapped
24001096	LB306	3V	35.5	IN	Wrapped
24001097	BX90	B	93	IN	Cogged
27001006	LB302	4L	29.7	IN	Special
27001007	LB175	4L	30.8	IN	Special
31001026	LB276	H4	92	IN	Friction
31531589	LB276	H4	92	IN	Friction
33001777	LB279	H5	92	IN	Friction
33002535	LB279	H5	92	IN	Friction
40051501	LB254	H4	93.5	IN	Friction
40051502	LB254	H4	93.5	IN	Friction
40053601	LB302	4L	29.7	IN	Special
40053602	LB175	4L	30.8	IN	Special
40053606	LB302	4L	29.7	IN	Special
40053607	LB175	4L	30.8	IN	Special
40111201	LB254	H4	93.5	IN	Friction
62608400	LB297	SPZ	1287	MM	Special
62706950	LB294	J6	1410	MM	Special
63700300	LB279	H5	92	IN	Friction
R0606524	LB270	J4	94	IN	Friction
R0606539	LB142	4V	33	IN	Special
R0606549	LB254	H4	93.5	IN	Friction

Meile - Novatronics

OEM No.	Supco No.	Cross Section	Length	UM	Surface
5749920	LB300	J5	1321	MM	Special
5830920	LB301	J5	1900	MM	Special

Whirlpool - Roper - Sears

OEM No.	Supco No.	Cross Section	Length	UM	Surface
16192	LB160	4L	48	IN	Cogged
16358	LB160	4L	48	IN	Cogged
91261	LB160	4L	48	IN	Cogged
95405	LB160	4L	48	IN	Cogged

Whirlpool - Roper - Sears (Cont.)

OEM No.	Supco No.	Cross Section	Length	UM	Surface
96388	LB161	7MR	47.5	IN	Cogged
217101	LB160	4L	48	IN	Cogged
227203	LB276	H4	92	IN	Friction
237555	LB270	J4	94	IN	Friction
237683	LB271	8R	90	IN	Standard
238739	LB271	8R	90	IN	Standard
287371	LB271	8R	90	IN	Standard
296326	LB271	8R	90	IN	Standard
298422	LB271	8R	90	IN	Standard
337019	LB274	J3	94	IN	Friction
337388	LB275	J3	92	IN	Friction
337942	LB271	8R	90	IN	Standard
341241	LB276	H4	92	IN	Friction
345473	LB279	H5	92	IN	Friction
345675	LB278	H4	79	IN	Friction
349533	LB279	H5	92	IN	Friction
352967	LB161	7MR	47.5	IN	Cogged
356403	LB280	J4	58	IN	Friction
660996	LB276	H4	92	IN	Friction
660997	LB276	H4	92	IN	Friction
661561	LB276	H4	92	IN	Friction
661570	LB254	H4	93.5	IN	Friction
691371	LB271	8R	90	IN	Standard
693306	LB276	H4	92	IN	Friction
694088	LB279	H5	92	IN	Friction
694416	LB276	H4	92	IN	Friction
694868	LB276	H4	92	IN	Friction
695055	LB276	H4	92	IN	Friction
697388	LB276	H4	92	IN	Friction
3387610	LB254	H4	93.5	IN	Friction
3389628	LB276	H4	92	IN	Friction
3389720	LB254	H4	93.5	IN	Friction
3389728	LB254	H4	93.5	IN	Friction
3392665	LB276	H4	92	IN	Friction
3393999	LB254	H4	93.5	IN	Friction
3394651	LB276	H4	92	IN	Friction
3394652	LB278	H4	79	IN	Friction
3394653	LB278	H4	79	IN	Friction
3399844	LB276	H4	92	IN	Friction
4319392	LB278	H4	79	IN	Friction
8066065	LB276	H4	92	IN	Friction
8181670	LB293	J7	1301	MM	Special
8182633	LB293	J7	1301	MM	Special
8562613	LB299	J6	67	IN	Special
9724037	LB299	J6	67	IN	Special
EB033ET083	LB299	J6	67	IN	Special
46197020089	LB293	J7	1301	MM	Special

Laundry Belts by Supco No.

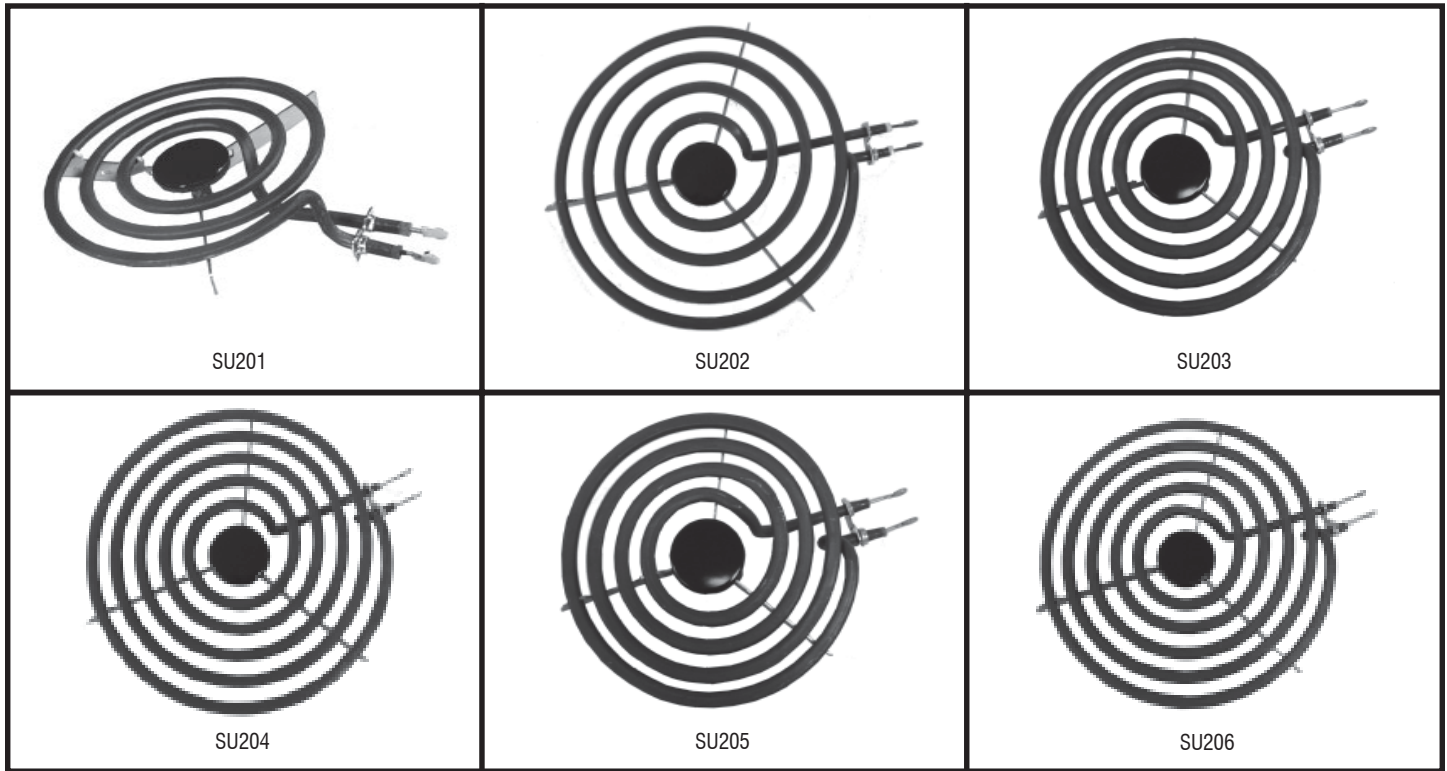
Supco No.	Cross Section	Length	UM	Surface
LB110	3L	31	IN	Standard
LB111	4L	31.5	IN	Wrapped
LB113	4L	32	IN	Wrapped
LB117	4L	32.5	IN	Wrapped
LB120	4L	30.2	IN	Standard
LB125	3L	41	IN	Standard
LB126	4L	42	IN	Slip
LB131	SPZ	1077	MM	Standard
LB132	SPZ	1295	MM	Standard
LB137	4X	36.5	IN	Friction
LB140	3L	22.4	IN	Standard
LB142	4V	33	IN	Special
LB143	3X	28	IN	Standard
LB150	4L	47	IN	Standard
LB151	3L	41.5	IN	Standard
LB152	3L	32	IN	Standard
LB154	4L	53.5	IN	Standard
LB155	3L	32.9	IN	Standard
LB157	4L	32	IN	Wrapped
LB160	4L	48	IN	Cogged
LB161	7MR	47.5	IN	Cogged
LB175	4L	30.8	IN	Special
LB201	J4	90.4	IN	Friction
LB202	J3	81	IN	Friction
LB204	J4	89	IN	Friction
LB210	J3	91.2	IN	Friction
LB212	J3	89.5	IN	Friction
LB216	H4	87.8	IN	Friction
LB217	J4	99.4	IN	Friction
LB218	H3	68	IN	Friction
LB230	3L	47	IN	Standard
LB231	3L	68	IN	Standard
LB232	4R	74	IN	Standard

Supco No.	Cross Section	Length	UM	Surface
LB233	7R	62	IN	Standard
LB234	H5	100	IN	Fric
LB235	J3	77	IN	Friction
LB236	H4	77	IN	Friction
LB240	3L	74	IN	Friction
LB244	3L	45	IN	Friction
LB251	J4	98	IN	Friction
LB254	H4	93.5	IN	Friction
LB260	50F	88	IN	Friction
LB270	J4	94	IN	Friction
LB271	8R	90	IN	Standard
LB274	J3	94	IN	Friction
LB275	J3	92	IN	Friction
LB276	H4	92	IN	Friction
LB278	H4	79	IN	Friction
LB279	H5	92	IN	Friction
LB280	J4	58	IN	Friction
LB287	H6	73	IN	Friction
LB288	4L	67	IN	Wrapped
LB291	H4	78	IN	Wrapped
LB292	2X	28.5	IN	Wrapped
LB293	J7	1301	MM	Special
LB294	J6	1410	MM	Special
LB295	J6	1460	MM	Special
LB297	SPZ	1287	MM	Special
LB298	H4	89.5	IN	Friction
LB299	J6	67	IN	Special
LB300	J5	1321	MM	Special
LB301	J5	1900	MM	Special
LB302	4L	29.7	IN	Special
LB306	3V	35.5	IN	Wrapped
LB340	H5	93.5	IN	Friction
LB788	J6	1410	MM	Special

Surface Elements

Universal Plug-in Surface Elements

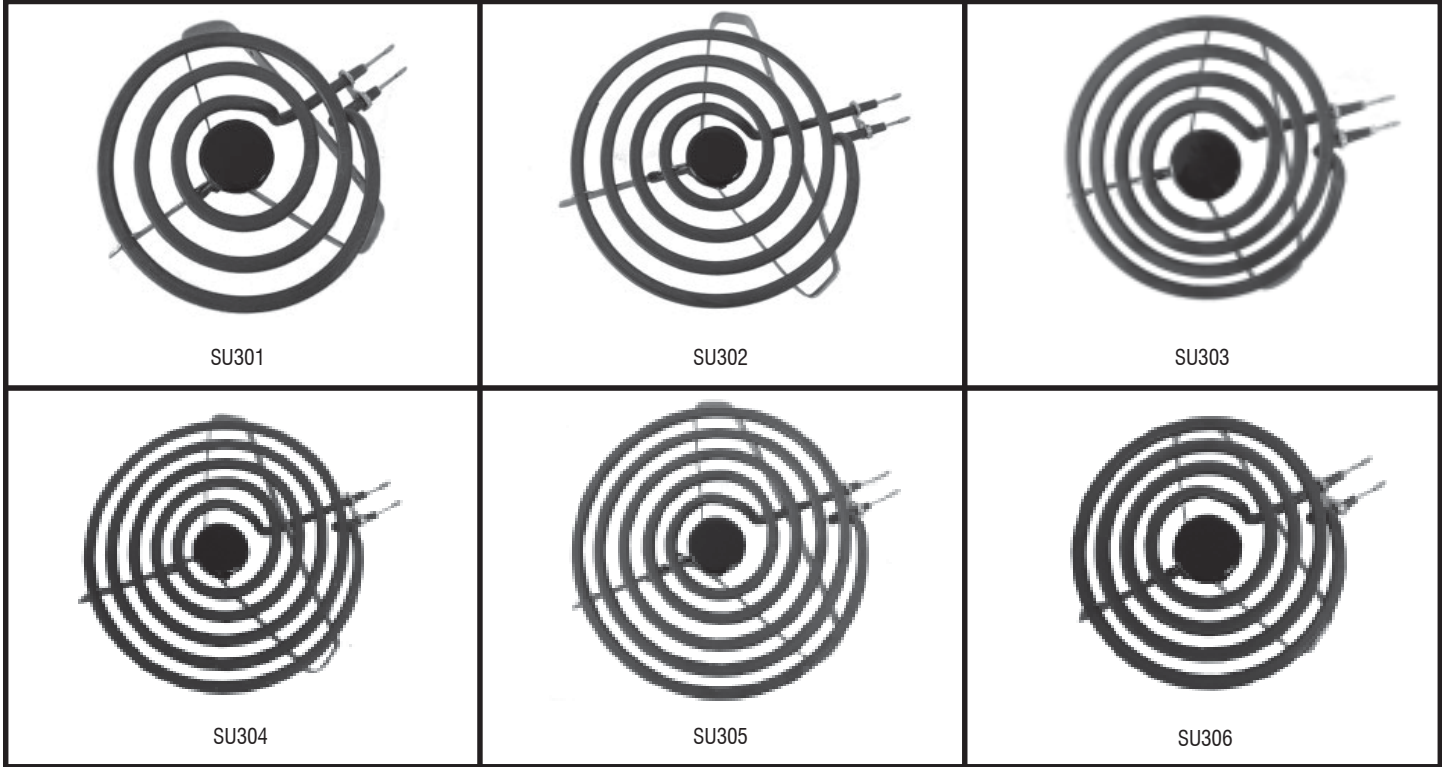
- Direct replacements for thousands of models
- Meet or exceed OEM specifications
- Manufactured from high temperature stainless alloys
- Terminals are Nickel over steel “Looped Ends”
- Medallions have a high temperature black porcelain coating



Surface Elements “Y” or “W” Spider

Supco No.	Chromalox	Watts	Volts	Turns	Size	Coils	Medallion
SU201	SP12YA	1250 / 938	240 / 208	3	6"	Single	Black
SU202	SP21YA	2100 / 1575	240 / 208	4	8"	Single	Black
SU203	MP12YA	1250 / 938	240 / 208	4	6"	Single	Black
SU204	MP21YA	2100 / 1575	240 / 208	5	8"	Single	Black
SU205	MP15YA	1500 / 1125	240 / 208	4	6"	Single	Black
SU206	MP26YA	2600 / 1950	240 / 208	5	8"	Single	Black

Surface Elements



Delta Style Surface Elements

Supco No.	Chromalox	Watts	Volts	Turns	Size	Coils	Medallion
SU301	SP12MA	1250 / 938	240 / 208	3	6"	Single	Black
SU302	SP21MA	2100 / 1575	240 / 208	4	8"	Single	Black
SU303	MP12MA	1250 / 938	240 / 208	4	6"	Single	Black
SU304	MP15MA	1500 / 1125	240 / 208	4	6"	Single	Black
SU305	MP21MA	2100 / 1575	240 / 208	5	8"	Single	Black
SU306	MP26MA	2600 / 1950	240 / 208	5	8"	Single	Black

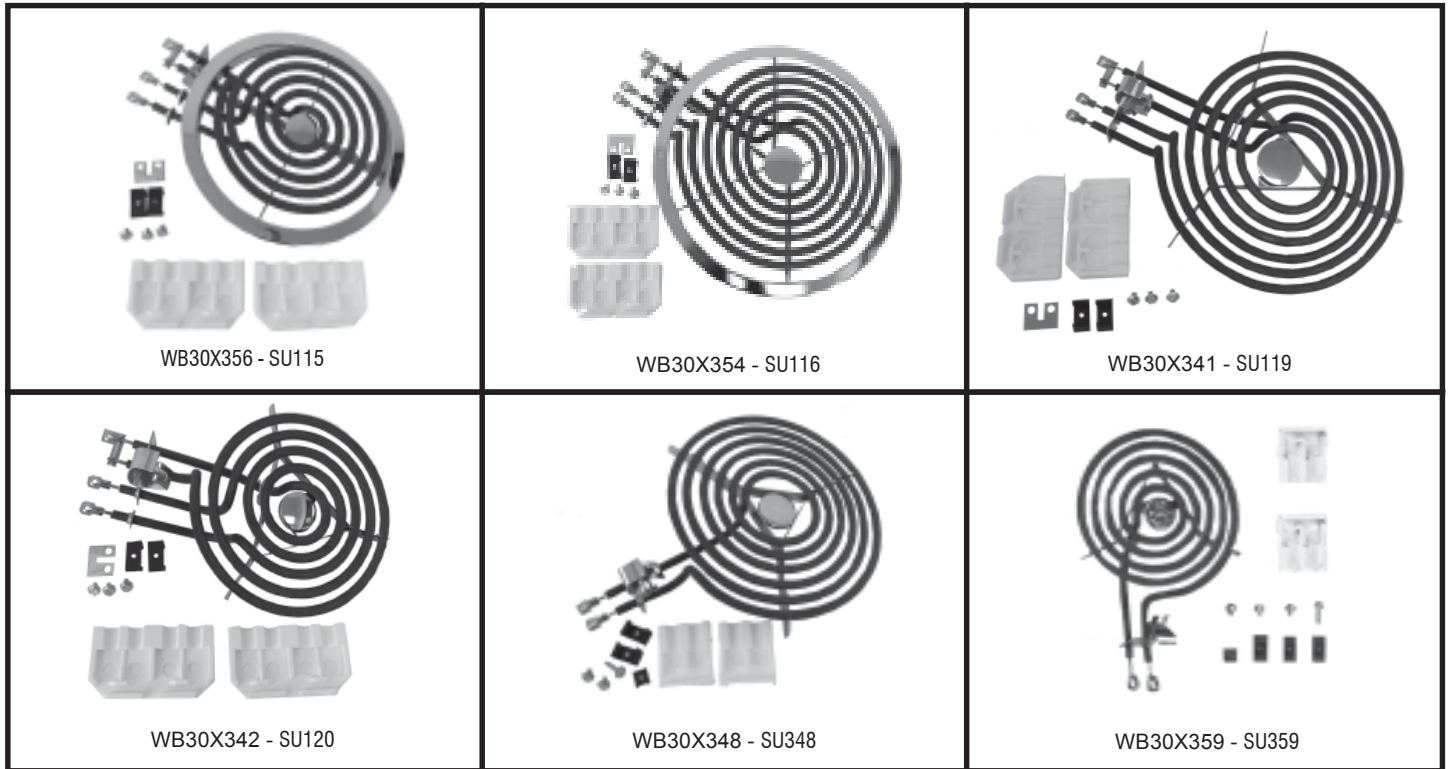
Tech Tips:

1. The SU3XX series are older and can be replaced with the SU2XX series, match size and wattage.
2. Check the terminals, if there is any sign of arcing, replace the receptacle as well to prevent call backs. Also check the receptacle wiring if brittle replace wiring.

Surface Elements

Hinged Surface Elements for GE

- Direct replacements for hundreds of models
- Meet or exceed OEM specifications
- Manufactured from high temperature stainless alloys
- Ceramics and screws are included



G.E. NO.	Supco No.	Watts	Volts	Turns	Size	Coils	Medallion
WB30X341	SU119	2450 / 1838	240 / 208	6	8"	Double	S/S
WB30X342	SU120	1350 / 1013	240 / 208	5	6"	Double	S/S
WB30X348	SU348	1350 / 1013	240 / 208	5	6"	Single	S/S
WB30X354	SU116	2450 / 1838	240 / 208	5	8"	Double	S/S
WB30X356	SU115	1350 / 1013	240 / 208	6	6"	Double	S/S
WB30X359	SU359	2350 / 1763	240 / 208	6	8"	Single	S/S

Surface Elements



WB30X218 - SU117



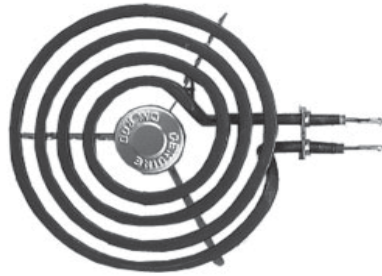
WB30X219 - SU118



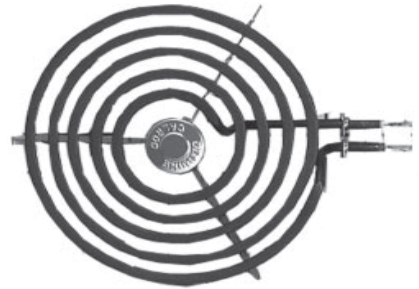
WB30M1 - SU121



WB30M2 - SU122



WB30T10078 - SU150



WB30T10074 - SU151


Plug-in Surface Elements for GE

General Electric	Supco No.	Watts	Volts	Turns	Size	Coils	Medallion
WB30M1	SU121	1325 / 994	240 / 208	5	6"	Single	S/S
WB30M2	SU122	2350 / 1763	240 / 208	6	8"	Single	S/S
WB30T10074	SU151	2350 / 1763	240 / 208	5	8"	Single	S/S
WB30T10078	SU150	1325 / 994	240 / 208	4	6"	Single	S/S
WB30X218	SU117	1325 / 994	240 / 208	5	6"	Single	S/S
WB30X219	SU118	2350 / 1763	240 / 208	6	8"	Single	S/S


Receptacles

Receptacles for Universal Plug-in Surface Elements

Supco No.	Electrolux	GE	Maytag	Whirlpool	Includes	Used with
RR105	5300219245	WB17X210			Horizontal mounting clip , block and 2 terminals	SU2XX & SU3XX series surface elements
RR109	5303912666				Vertical mounting clip , block, 2 wire leads, 2 wire nuts, and 2 heat shrink.	SU2XX & SU3XX series surface
RR110	5301167733	WB17X210		330031	Horizontal mounting clip , block, 2 wire leads, 2 wire nuts, and 2 heat shrink.	SU2XX & SU3XX series surface elements
RR117 RR122	5303935058	WB17X210 WB17X5051	0089336	330031	Horizontal & Vertical mounting clips, block, 2 wire leads, 2 wire nuts, and 2 heat shrink. Complete receptacle with bracket	SU2XX & SU3XX series surface elements SU117 & SU118



RR105




RR109



RR110



RR122



RR117

Universal Oven Thermostat Bulb Clip

Supco No.	Electrolux	GE	Maytag	Whirlpool	Includes	Used with
RR382	5303284616*	WB2X5041	7112P004-60 707234	313382*	Thermostat bulb clip for oven thermostat	Any brand thermostat that has a thermal bulb in the oven.

* Direct replacement for Electrolux & Whirlpool, universal replacement for GE & Maytag



RR382

Drip Pans, Rings & Broil Pans

Direct Replacement Trim Rings, Drip Pans, and Burner Bowls

Descriptions: Burner Bowl - A combination of a pan and trim ring all in one part

Drip Pan - A pan that fits in a trim ring (or under the ring for GE)

Trim Ring - Decorative ring that holds the pan (or covers the edge on GE)

Kit - Used here to designate a pan and ring (2 piece set)

Features:

Chromed pans and bowls are cold rolled steel with heavy chrome plating

Black pans and bowls are made from a special cold rolled steel to prevent cracking and crazing. Black pans and bowls are porcelain coated and can be cleaned in the self-cleaning cycle of the oven.

Trim Rings are manufactured from high nickel stainless steel.



DP101 & DP102
No slots



DP103
4" I.D. Center - 3 slots



DP104 & DP105
Pan fits under ring



DP106 & DP107
Deep Drawn Style



DP110 & DP111
Solid Bottom - Vertical Slot



DP112 & DP113
Vertical Slot



DP114 & DP115
DP116 & DP117
Use with trim ring



DP122
3 1/2" I.D. Center



DP125 3 grooves 3" I.D.
DP125W no grooves 4 1/2" I.D.



DP131 & DP132
Pan fits inside ring



DP133 & DP134
Alignment & Vertical Slots



DP142 & DP143
Vertical Slot

Drip Pans, Rings & Broil Pans



DP144 & DP145
DP146 & DP147
Use with trim ring



DP158
9 1/4" Wide X 9 1/8" Long
3 9/16" I.D. Center



DP159
9 7/16" Wide X 19" Long
3 9/16" I.D. Center



DP160
4" I.D. Center



DP161
Key Hole Center



DP164 & DP165
Alignment Bubble



DP166 & DP167
Bubble & Dips



DP333 & DP334
Alignment & Vertical Slots



DP364 & DP365
Alignment Bubble

Electrolux

Replaces: OEM No.	Supco No. Bagged	Supco No. Bulk	Size	Depth	Type	Style	Finish
318138500	DP147	DP247	8 1/2"	...	Pan	Electric	Black
318138501	DP146	DP246	6 1/4"	...	Pan	Electric	Black
5303131115	DP103	DP203	8 1/2"	...	Pan	Gas	Chrome
5300131961	DP116	DP216	6 1/4"	...	Bowl	Electric	Chrome
5300131964	DP117	DP217	8 1/2"	...	Bowl	Electric	Chrome
5300131986	DP131	DP231	6 1/4"	...	Ring	Electric	S/S
5300131987	DP132	DP232	8 1/2"	...	Ring	Electric	S/S
5300147221	DP106	DP206	6 5/8"	3/4"	Bowl	Electric	Chrome
5300147223	DP107	DP207	8 5/16"	3/4"	Bowl	Electric	Chrome
5303013588	DP113	DP213	8 3/16"	1/2"	Bowl	Electric	Chrome
5303207018	DP161	DP261	8 1/2"	...	Pan	Gas	Chrome
5303280336	DP112	DP212	6 5/16"	1/2"	Bowl	Electric	Chrome
5303935053	DP143	DP243	8 3/16"	1/2"	Pan	Electric	Black
5303935054	DP113	DP213	8 3/16"	1/2"	Bowl	Electric	Chrome
5303935055	DP142	DP242	6 5/16"	1/2"	Pan	Electric	Black
5303935057	DP112	DP212	6 5/16"	1/2"	Bowl	Electric	Chrome
5304432494	DP112	DP212	6 5/16"	1/2"	Bowl	Electric	Chrome
5304432495	DP113	DP213	8 3/16"	1/2"	Bowl	Electric	Chrome
5305010101	DP125W	9"	...	Pan	Gas	Chrome
5308003113	DP131	DP231	6 1/4"	...	Ring	Electric	s/s
5308003114	DP132	DP232	8 1/2"	...	Ring	Electric	s/s
5308011431	DP160	DP260	7 1/2"	...	Pan	Gas	Chrome
614T018F01	DP131	DP231	6 1/4"	...	Ring	Electric	S/S
614T018F02	DP132	DP232	8 1/2"	...	Ring	Electric	S/S

Drip Pans, Rings & Broil Pans

General Electric							
Replaces: OEM No.	Supco No. Bagged	Supco No. Bulk	Size	Depth	Type	Style	Finish
330685	DP113	DP213	8 3/16"	1/2"	Bowl	Electric	Chrome
330686	DP112	DP212	6 5/16"	1/2"	Bowl	Electric	Chrome
332299	DP125	DP225	9"	...	Pan	Gas	Chrome
345007	DP166	DP266	6 3/8"	3/8"	Bowl	Electric	Chrome
345008	DP167	DP267	8 1/2"	3/8"	Bowl	Electric	Chrome
WB31M2	DP113	DP213	8 3/16"	1/2"	Bowl	Electric	Chrome
WB31M1	DP112	DP212	6 5/16"	1/2"	Bowl	Electric	Chrome
WB31M15	DP165	DP265	8 1/2"	3/8"	Bowl	Electric	Chrome
WB31M16	DP164	DP264	6 3/8"	3/8"	Bowl	Electric	Chrome
WB31M19	DP365	DP465	8 1/2"	3/8"	Bowl	Electric	Black
WB31M20	DP364	DP464	6 3/8"	3/8"	Bowl	Electric	Black
WB32X84	DP103	DP203	8 1/2"	...	Pan	Gas	Chrome
WB32X90	DP159	DP259	9 1/4"	...	SQ.Pan	Gas	Chrome
WB32X102	DP158	DP258	9 1/2"	...	SQ.Dbl.Pan	Gas	Chrome
WB32X103	DP145	DP245	6 3/8"	...	Pan	Electric	Black
WB32X104	DP144	DP244	8 1/2"	...	Pan	Electric	Black
WB32X106	DP113	DP213	8 3/16"	1/2"	Bowl	Electric	Chrome
WB32X107	DP112	DP212	6 5/16"	1/2"	Bowl	Electric	Chrome
WB31K5024	DP166	DP266	6 3/8"	3/8"	Bowl	Electric	Chrome
WB31K5025	DP167	DP267	8 1/2"	3/8"	Bowl	Electric	Chrome
WB31K5044	DP131	DP231	6 1/4"	...	Ring	Electric	S/S
WB31K5046	DP132	DP232	8 1/2"	...	Ring	Electric	S/S
WB31K5047	DP147	DP247	6 1/4"	...	Pan	Electric	Black
WB31K5049	DP132	DP232	8 1/2"	...	Ring	Electric	S/S
WB31X5010	DP101	DP201	6 3/8"	1/4"	Bowl	Electric	Chrome
WB31X5011	DP102	DP202	8 1/2"	1/4"	Bowl	Electric	Chrome
WB31X5013	DP104	DP204	6 3/8"	...	Ring	Electric	S/S
WB31X5014	DP105	DP205	8 1/2"	...	Ring	Electric	S/S
WB31X5045	DP146	DP246	6 1/4"	...	Pan	Electric	Black
WB31X5047	DP147	DP247	8 1/2"	...	Pan	Electric	Black
WB32X5024	DP160	DP260	7 1/2"	...	Pan	Gas	Chrome
WB32X5036	DP117	DP217	6 1/4"	...	Bowl	Electric	Chrome
WB32X5045	DP116	DP216	8 1/2"	...	Bowl	Electric	Chrome
WB32X5051	DP144	DP244	6 3/8"	...	Pan	Electric	Black
WB32X5052	DP145	DP245	8 1/2"	...	Pan	Electric	Black
WB32X5069	DP365	DP464	6 3/8"	3/8"	Bowl	Electric	Black
WB32X5070	DP364	DP465	8 1/2"	3/8"	Bowl	Electric	Black
WB32X5075	DP164	DP264	6 3/8"	3/8"	Bowl	Electric	Chrome
WB32X5076	DP165	DP265	8 1/2"	3/8"	Bowl	Electric	Chrome
WB31T10010	DP164	DP264	6 3/8"	3/8"	Bowl	Electric	Chrome
WB31T10011	DP165	DP265	8 1/2"	3/8"	Bowl	Electric	Chrome
WB31T10014	DP364	DP464	6 3/8"	3/8"	Bowl	Electric	Black
WB31T10015	DP365	DP465	8 1/2"	3/8"	Bowl	Electric	Black
WB32X10012	DP114	DP214	6 3/8"	...	Pan	Electric	Chrome
WB32X10013	DP115	DP215	8 1/2"	...	Pan	Electric	Chrome
WB32X10014	DP165	DP265	8 1/2"	3/8"	Bowl	Electric	Chrome
WB32X10015	DP164	DP264	6 3/8"	3/8"	Bowl	Electric	Chrome
WB32X10017	DP112	DP212	6 5/16"	1/2"	Bowl	Electric	Chrome
WB32X10018	DP113	DP213	8 3/16"	1/2"	Bowl	Electric	Chrome

Drip Pans, Rings & Broil Pans

Maytag							
Replaces: OEM No.	Supco No. Bagged	Supco No. Bulk	Size	Depth	Type	Style	Finish
097083	DP160	DP260	7 1/2"	...	Pan	Gas	Chrome
099911	DP160	DP260	7 1/2"	...	Pan	Gas	Chrome
1430282		Order 2 each DP112 and 2 each DP113					
1430283		Order 3 each DP112 and 1 each DP113					
305837K	DP112	DP212	6 5/16"	1/2"	Bowl	Electric	Chrome
305839K	DP113	DP213	8 3/16"	1/2"	Bowl	Electric	Black
308648B	DP142	DP242	6 5/16"	1/2"	Bowl	Electric	Black
308648B	DP333	DP433	6 5/16"	1/2"	Bowl	Electric	Chrome
308648K	DP133	DP233	6 5/16"	1/2"	Bowl	Electric	Black
308649B	DP143	DP243	8 3/16"	1/2"	Bowl	Electric	Black
308649B	DP334	DP434	8 3/16"	1/2"	Bowl	Electric	Chrome
308649K	DP134	DP234	8 3/16"	1/2"	Bowl	Electric	Chrome
74001212	DP110	DP210	6 5/16"	1/2"	Bowl	Electric	Chrome
74001213	DP111	DP211	8 3/16"	1/2"	Bowl	Electric	Chrome
74004068	DP333	DP433	6 5/16"	1/2"	Bowl	Electric	Black
74001479	DP147	DP247	8 1/2"	...	Pan	Electric	Black
7725P013-60	DP146	DP246	6 1/4"	...	Pan	Electric	Black
7725P014-60	DP113	DP213	8 3/16"	1/2"	Bowl	Electric	Chrome
7725P015-60	DP112	DP212	6 5/16"	1/2"	Bowl	Electric	Chrome

Whirlpool							
Replaces: OEM No.	Supco No. Bagged	Supco No. Bulk	Size	Depth	Type	Style	Finish
229769	DP113	DP213	8 3/16"	1/2"	Bowl	Electric	Chrome
281348	DP112	DP212	6 5/16"	1/2"	Bowl	Electric	Chrome
285573	DP131	DP231	6 1/4"	...	Ring	Electric	S/S
330685	DP113	DP213	8 3/16"	1/2"	Bowl	Electric	Chrome
330686	DP112	DP212	6 5/16"	1/2"	Bowl	Electric	Chrome
332299	DP125	DP225	9" ...	Pan	Gas	Chrome	
345007	DP166	DP266	6 3/8"	3/8"	Bowl	Electric	Chrome
345008	DP167	DP267	8 1/2"	3/8"	Bowl	Electric	Chrome
814114	Kit - Order DP131 S/S Ring & DP146 Black Porcelain Pan						
814115	Kit - Order DP132 S/S Ring & DP147 Black Porcelain Pan						
834729	DP132	DP232	8 1/2"	...	Ring	Electric	S/S
834730	DP131	DP231	6 1/4"	...	Ring	Electric	S/S
868490	DP146	DP246	6 1/4"	...	Pan	Electric	Black
868491	DP147	DP247	8 1/2"	...	Pan	Electric	Black
868444	DP133	DP233	6 5/16"	1/2"	Bowl	Electric	Chrome
868447	DP134	DP234	8 3/16"	1/2"	Bowl	Electric	Chrome
3150244	DP131	DP231	6 1/4"	...	Ring	Electric	S/S
3150245	DP132	DP232	8 1/2"	...	Ring	Electric	S/S
3150246	DP133	DP233	6 5/16"	1/2"	Bowl	Electric	Chrome
3150247	DP134	DP234	8 3/16"	1/2"	Bowl	Electric	Chrome
3169204	DP333	DP433	6 5/16"	1/2"	Bowl	Electric	Black
3169205	DP334	DP434	8 3/16"	1/2"	Bowl	Electric	Black
4157865	DP110	DP210	6 5/16"	1/2"	Bowl	Electric	Chrome
4157866	DP111	DP211	8 3/16"	1/2"	Bowl	Electric	Chrome
4327709	DP112	DP212	6 5/16"	1/2"	Bowl	Electric	Chrome
4327709	DP133	DP233	6 5/16"	1/2"	Bowl	Electric	Chrome
4329225	DP113	DP213	8 3/16"	1/2"	Bowl	Electric	Chrome
4329225	DP134	DP234	8 3/16"	1/2"	Bowl	Electric	Chrome
4336679	DP146	DP246	6 1/4"	...	Pan	Electric	Black

Drip Pans, Rings & Broil Pans

Whirlpool (Cont.)							
Replaces: OEM No.	Supco No. Bagged	Supco No Bulk	Size	Depth	Type	Style	Finish
4336680	DP147	DP247	8 1/2"	...	Pan	Electric	Black
4389591	DP166	DP266	6 5/16"	1/2"	Bowl	Electric	Chrome
4389592	DP167	DP267	8 3/16"	1/2"	Bowl	Electric	Chrome
4396088	DP334	DP434	8 3/16"	1/2"	Bowl	Electric	Black
4396089	DP333	DP433	6 5/16"	1/2"	Bowl	Electric	Black
4396092	DP133	DP233	6 5/16"	1/2"	Bowl	Electric	Chrome
4396093	DP134	DP234	8 3/16"	1/2"	Bowl	Electric	Chrome
8189501	DP110	DP210	6 5/16"	1/2"	Bowl	Electric	Chrome
4212244	DP112	DP212	6 5/16"	1/2"	Bowl	Electric	Chrome
4212245	DP113	DP213	8 3/16"	1/2"	Bowl	Electric	Chrome
4324056	DP125W	9"	Pan	Gas	Chrome
4330786	DP160	DP260	7 1/2"	...	Pan	Gas	Chrome
4336770	DP125	DP225	9"	Pan	Gas	Chrome
4338568	DP158	DP258	9 1/2"	SQ.Dbl.Pan	Gas	Chrome
K15017	DP112	DP212	6 5/16"	1/2"	Bowl	Electric	Chrome
K15018	DP113	DP213	8 3/16"	1/2"	Bowl	Electric	Chrome

Economy Broiler Pan

Economy broiler pan features all steel construction, plated for easy cleaning.



Supco No.	Description
BP4000S	Steel Plated
Packaged 12 per carton	













Bake & Broil Elements

Bake & Broil Elements

- Manufactured on the same production lines as the OEM parts.
- Meet or exceed OEM specifications and are UL/CSA approved.
- The outside sheath is made of Incoloy™ a very high temperature nickel stainless alloy.
- The elements are sealed with a high temperature liquid silicone compound straight out of the annealing oven, to prevent any moisture in the element.



















Tech Tip:
 After Installing a Bake, Broil or Surface Element the element should run at full temperature for a minimum of 5 minutes. This will drive out any moisture that may have been absorbed by the element during shipping and storage.


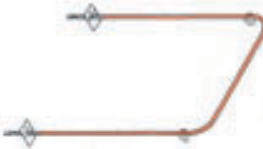














<p>RP44K5012 Bake</p> <p>Replaces: GE WB44M0001 Bracket Special Terminal 2672 Length 14 3/4" Width 17" Insert 4" Watts 2850/2138 Volts 240/208</p> 	<p>RP44X126 Bake</p> <p>Replaces: GE WB44X126 Bracket 1339 Terminal 6057 Length 14 5/8" Width 19 3/8" Insert 1 5/8" Watts 3000/2250 Volts 240/208</p> 	<p>RP44X127 Bake</p> <p>Replaces: GE WB44X196 Bracket 2598 Terminal 6057 Length 15" Width 8 1/2" Insert 1 5/8" Watts 2000/1500 Volts 240/208</p> 	<p>RP44X134 Broil</p> <p>Replaces: GE WB44X134 Bracket 1504 Terminal 6057 Length 15 1/2" Width 11 1/2" Insert 1 3/4" Watts 3000/2250 Volts 240/208</p> 
<p>RP44X164 Bake</p> <p>Replaces: GE WB44X148 Bracket 2781 Terminal 6057 Length 15 1/2" Width 17 1/2" Insert 3 1/2" Watts 3000/2250 Volts 240/208</p> 	<p>RP44X173 Broil</p> <p>Replaces: GE WB44X149 Bracket 1339 Terminal 6057 Length 15" Width 11" Insert 2 3/4" Watts 3000/2250 Volts 240/208</p> 	<p>RP44X200 Bake</p> <p>Replaces: GE WB44X160 Bracket 1339 Terminal 6057 Length 16 5/8" Width 13" Insert 2 1/2" Watts 3000/2077 Volts 250/208</p> 	<p>RP44X228 Bake</p> <p>Replaces: GE WB44X228 Bracket Special Terminal 2672 Length 15 1/2" Width 18 3/8" Insert 4" Watts 3000/2250 Volts 240/208</p> 
<p>RP44X5043 Bake</p> <p>Replaces: GE WB44X5043 Bracket 1339 Terminal 6057 Length 15 1/8" Width 13 1/2" Insert 1 1/2" Watts 3000/2250 Volts 240/208</p> 	<p>RP44X5074 Broil</p> <p>Replaces: GE WB44X5074 Bracket 2529 Terminal 6057 Length 16 3/16" Width 12 1/4" Insert 2 1/4" Watts 2750/2065 Volts 240/208</p> 	<p>RP44X5082 Bake</p> <p>Replaces: GE WB44X5082 Bracket 1339 Terminal 6057 Length 14 1/2" Width 18" Insert 2 1/2" Watts 2700/1869 Volts 250/208</p> 	<p>RP44X5083 Bake</p> <p>Replaces: GE WB44X5083 Bracket 1339 Terminal 6057 Length 14 1/2" Width 18" Insert 1 1/2" Watts 2700/1869 Volts 250/208</p> 

Part numbers and illustrations are intended solely for identification, Items offered for sale are not represented to be manufactured by the company that built the original equipment, actual product may vary from illustration.

















Bake & Broil Elements

<p>RP44X5099 Bake</p> <p>Replaces: GE WB44X5099 Bracket 1339 Terminal 6057 Length 15 1/2" Width 18" Insert 1 1/2" Watts 2700/1869 Volts 250/208</p> 	<p>RP45X56 Broil</p> <p>Replaces: GE WB45X56 Bracket N/A Terminal 5683 Length 14 1/2" Width 12" Insert 2" Watts 3000/2250 Volts 240/208</p> 	<p>RP4835 Broil</p> <p>Replaces: Sunray 0300-04 Bracket 2377 Terminal 2672 Length 15 3/4" Width 13 1/4" Insert 1 7/8" Watts 3000/2250 Volts 240/208</p> 	<p>RP4876 Bake</p> <p>Replaces: Kenmore 1311494 Bracket 2364 Terminal 1338 Length 17 3/8" Width 6 5/8" Insert 2 3/8" Watts 1500 Volts 208</p> 
<p>RP528 Bake</p> <p>Replaces: Whirlpool 265619 Bracket 2370 Terminal 6057 Length 16 5/8" Width 16" Insert 1" Watts 2300/1725 Volts 240/208</p> 	<p>RP571 Bake</p> <p>Replaces: GE WB44X133 Bracket 2460 Terminal plug-in Length 14" Width 19" Insert 1 1/2" Watts 3000/2250 Volts 240/208</p> 	<p>RP572 Broil</p> <p>Replaces GE WB45X58 Bracket 2460 Terminal 5683 Length 17 1/4" Width 13 1/4" Insert 2 1/2" Watts 2750/2063 Volts 240/208</p> 	<p>RP579 Broil</p> <p>Replaces: Hardwick 0E00200399 Bracket 2370 Terminal 6057 Length 16" Width 13 1/2" Insert 1 3/4" Watts 3000/2250 Volts 240/208</p> 
<p>RP580 Bake</p> <p>Replaces: Chromalox ROU-N Bracket 2378 Terminal 6057 Length 15 7/8" Width 13 5/8" Insert 1 5/8" Watts 2300/1725 Volts 240/208</p> 	<p>RP583 Broil</p> <p>Replaces: Modern Maid 7406164 Bracket 2370 Terminal 6057 Length 16" Width 13 1/4" Insert 2 1/2" Watts 3000/2250 Volts 240/208</p> 	<p>RP584 Bake</p> <p>Replaces: Admiral 73225 Bracket 2378 Terminal 6057 Length 14 3/8" Width 18 1/8" Insert 2 7/8" Watts 3100/2146 Volts 250/208</p> 	<p>RP5862 Bake</p> <p>Replaces: Hardwick 0E00105099 Bracket 2365 Terminal 6131 Length 16 1/2" Width 18 3/4" Insert 3 1/16" Watts 2800/2100 Volts 240/208</p> 
<p>RP587 Bake</p> <p>Replaces: Eagle 56991 Bracket 2378 Terminal 6057 Length 16" Width 13" Insert 3" Watts 2300/1725 Volts 240/208</p> 	<p>RP591 Broil</p> <p>Replaces: Sunray 3005 Bracket 2377 Terminal 6057 Length 17" Width 13 1/2" Insert 1 1/8" Watts 3000/2250 Volts 240/208</p> 	<p>RP595 Bake</p> <p>Replaces: Maytag 1938258 Bracket 2369 Terminal 6057 Length 16 1/4" Width 21" Insert 3" Watts 3100/2325 Volts 240/208</p> 	<p>RP613 Bake</p> <p>Replaces: Vernois P189 Bracket 2378 Terminal 6057 Length 17 5/8" Width 14 1/8" Insert 1 7/8" Watts 2300/1725 Volts 240/208</p> 










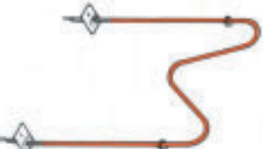






Bake & Broil Elements

<p>RP619 Broil</p> <p>Replaces: Tappan 02-233-2 Bracket 1500 Terminal 6057 Length 16 3/4" Width 11" Insert 1 3/8" Watts 2750/2063 Volts 240/208</p> 	<p>RP620 Bake</p> <p>Replaces: Sunray 3002 Bracket 2378 Terminal 6057 Length 15 3/4" Width 12 3/4" Insert 2 7/8" Watts 2100/1577 Volts 240/208</p> 	<p>RP624 Bake</p> <p>Replaces: Tappan 221T008P03 Bracket 1819 Terminal 6057 Length 15 1/2" Width 17 7/8" Insert 2" Watts 2500/1875 Volts 240/208</p> 	<p>RP625 Bake</p> <p>Replaces: Tappan 221T004P01 Bracket 2378 Terminal 6057 Length 13 3/4" Width 18 1/4" Insert 1 5/8" Watts 2400/1800 Volts 240/208</p> 
<p>RP629 Bake</p> <p>Replaces: Whirlpool 241215 Bracket 2378 Terminal 6057 Length 16 7/8" Width 19 1/4" Insert 3 1/4" Watts 2400/1800 Volts 240/208</p> 	<p>RP632 Broil</p> <p>Replaces: Philco 3204-35 Bracket 5771 Terminal 1338 Length 15 1/4" Width 13" Insert 3" Watts 1500/1125 Volts 240/208</p> 	<p>RP640 Bake</p> <p>Replaces: Whirlpool 265619 Bracket 2770 Terminal 6057 Length 17 1/8" Width 2" Insert 1" Watts 1500/1125 Volts 240/208</p> 	<p>RP641 Bake</p> <p>Replaces: Westinghouse 5300207517 Bracket 1340 Terminal 6057 Length 15 3/4" Width 19 3/4" Insert 1 3/8" Watts 3000/2250 Volts 240/208</p> 
<p>RP651 Bake</p> <p>Replaces: Westinghouse 5300210961 Bracket 2723 Terminal 6057 Length 14 3/4" Width 14" Insert 1 1/2" Watts 2400/1800 Volts 240/208</p> 	<p>RP653 Bake</p> <p>Replaces: Westinghouse Q210911 Bracket 2723 Terminal 6057 Length 13 1/2" Width 21" Insert 1 1/2" Watts 3000/2250 Volts 240/208</p> 	<p>RP660 Bake</p> <p>Replaces: Tappan/O'Keefe & Merritt 221L003P01 Bracket 2378 Terminal 6057 Length 17 9/16" Width 14 1/2" Insert 1" Watts 2200/1650 Volts 240/208</p> 	<p>RP672 Bake</p> <p>Replaces: Monarch R01-08041 Bracket 2378 Terminal 6057 Length 16 1/2" Width 16" Insert 1 1/2" Watts 2300/1725 Volts 240/208</p> 
<p>RP673 Bake</p> <p>Replaces: Philco 3204-40 Bracket 2378 Terminal 6057 Length 16 1/2" Width 19 3/4" Insert 1 1/2" Watts 3000/2250 Volts 240/208</p> 	<p>RP680 Bake</p> <p>Replaces: Brown 184-2E28 Bracket 2420 Terminal 6057 Length 13 5/8" Width 20 5/16" Insert 2 7/8" Watts 2600/1950 Volts 240/208</p> 	<p>RP6800 Bake</p> <p>Replaces: Jenn-Air 715269 Bracket 2369 Terminal 6057 Length 16 3/8" Width 12 1/4" Insert 1 3/16" Watts 2000/1500 Volts 240/208</p> 	<p>RP681 Broil</p> <p>Replaces: Brown 184-2E35 Bracket 1819 Terminal 6057 Length 16 1/4" Width 10" Insert 2" Watts 2300/1725 Volts 240/208</p> 

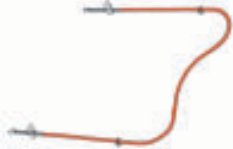








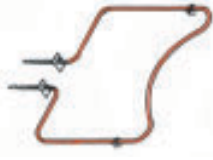
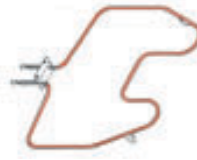





Bake & Broil Elements

<p>RP700 Bake</p> <p>Replaces: Whirlpool 832513 Bracket 2378 Terminal 6057 Length 16 1/4" Width 21 5/16" Insert 3" Watts 2500/1875 Volts 240/208</p> 	<p>RP701 Bake</p> <p>Replaces: Chambers 7568E Bracket 2378 Terminal 6057 Length 16 1/2" Width 15 3/4" Insert 1 3/4" Watts 2750/2065 Volts 240/208</p> 	<p>RP7019 Bake</p> <p>Replaces: Maytag 74003019 Bracket 2365 Terminal 2672 Length 15 1/2" Width 19 3/4" Insert 3 1/2" Watts 2800/2100 Volts 240/208</p> 	<p>RP7155 Broil</p> <p>Replaces: Whirlpool 814431 Bracket 2601 Terminal 2672 Length 15 1/2" Width 19" Insert 3" Watts 3400/2550 Volts 240/208</p> 
<p>RP716 Bake</p> <p>Replaces: Westinghouse 5300207513 Bracket 1339 Terminal 6057 Length 15 5/8" Width 18" Insert 2 1/4" Watts 3000/2250 Volts 240/208</p> 	<p>RP717 Bake</p> <p>Replaces: Kelvinator K1313171 Bracket 2378 Terminal 6057 Length 17 3/4" Width 19 1/4" Insert 3 1/8" Watts 2400/1800 Volts 240/208</p> 	<p>RP720 Broil</p> <p>Replaces: Whirlpool 293146 Bracket 2377 Terminal 6057 Length 15 1/2" Width 19 1/2" Insert 2 3/4" Watts 3000/2250 Volts 240/208</p> 	<p>RP738 Bake</p> <p>Replaces: Whirlpool 241622 Bracket 2368 Terminal 6057 Length 17 1/2" Width 9 3/4" Insert 2 3/4" Watts 2100/1454 Volts 250/208</p> 
<p>RP743 Bake</p> <p>Replaces: Chambers K16337 Bracket 2378 Terminal 1338 Length 15" Width 19 1/4" Insert 2" Volts 240/208</p> 	<p>RP746 Broil</p> <p>Replaces: Roper 300664 Bracket 2377 Terminal 6057 Length 16 1/4" Width 13 1/4" Insert 2 1/4" Volts 240/208</p> 	<p>RP748 Bake</p> <p>Replaces: Kenmore 630718 Bracket 2378 Terminal 6057 Length 16 1/2" Width 20 1/4" Insert 2 1/2" Volts 240/208</p> 	<p>RP751 Broil</p> <p>Replaces: Tappan/01-233-9 Bracket 1500 Terminal 6057 Length 16 3/8" Width 11" Insert 1 1/4" Watts 3000/2250</p> 
<p>RP761 Bake</p> <p>Replaces: Modern Maid 7406171 Bracket 2378 Terminal 2672 Length 16" Width 21 3/16" Insert 2 1/2" Watts 3000/2250 Volts 240/208</p> 	<p>RP775 Bake</p> <p>Replaces: Chambers 1312853 Bracket 2365 Terminal 6131 Length 15" Width 19 1/4" Insert 3 3/4" Watts 2400/1800 Volts 240/208</p> 	<p>RP776 Bake</p> <p>Replaces: Hardwick 0E00104899 Bracket 2378 Terminal 2672 Length 15 3/8" Width 19 5/16" Insert 3 5/8" Watts 2500/1875 Volts 240/208</p> 	<p>RP777 Bake</p> <p>Replaces: Kenmore 301444 Bracket 2858 Terminal 2672 Length 15 1/4" Width 19 3/4" Insert 3 3/4" Watts 2750/2065 Volts 240/208</p> 

Bake & Broil Elements

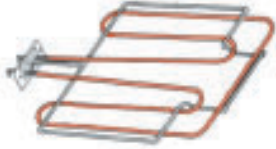

<p>RP778 Bake</p> <p>Bracket 2365 Terminal 6131 Length 15 5/8" Insert 2 7/8" Watts 2100/1577 Volts 240/208</p> 	<p>RP779 Broil</p> <p>Replaces: Whirlpool 660579 Bracket n/a Terminal 1993 Length 18 1/2" Width 11 3/4" Insert n/a Watts 3000/2250 Volts 240/208</p> 	<p>RP780 Bake</p> <p>Replaces: Enterprise 150617 Bracket 2378 Terminal 2672 Length 15" Width 18 3/8" Insert 3 1/8" Watts 2250/1688 Volts 240/208</p> 	<p>RP781 Bake</p> <p>Replaces: Caloric 91222 Bracket 2378 Terminal 2672 Length 15" Width 15 1/2" Insert 3 1/8" Watts 2000/1500 Volts 240/208</p> 
<p>RP789 Broil</p> <p>Replaces: Roper 314987 Bracket 2377 Terminal 2672 Length 15 3/8" Width 14 1/4" Insert 3 3/8" Watts 3400/2550 Volts 240/208</p> 	<p>RP790 Bake</p> <p>Replaces: Jenn-Air 201767 Bracket 2369 Terminal 2672 Length 15 3/4" Width 16 5/8" Insert 3 5/16" Watts 2600/1950 Volts 240/208</p> 	<p>RP792 Bake</p> <p>Replaces: Roper 4330446 Bracket 2369 Terminal 2672 Length 15 1/4" Width 19 1/4" Insert 4 1/8" Watts 2500/1875 Volts 240/208</p> 	<p>RP793 Broil</p> <p>Replaces: Roper 316186 Bracket 2378 Terminal 2672 Length 15 7/8" Width 13 1/4" Insert 4 1/8" Watts 3000/2250 Volts 240/208</p> 
<p>RP798 Bake</p> <p>Replaces: Maytag 4000041 Bracket 2369 Terminal 6131 Length 15" Width 19" Insert 3" Watts 2585/1940 Volts 240/208</p> 	<p>RP799 Bake</p> <p>Replaces: Eagle E1345-26 Bracket 2365 Terminal 2672 Length 15 5/8" Width 12 1/2" Insert 2 3/4" Watts 2600/1950 Volts 240/208</p> 	<p>RP805 Bake</p> <p>Replaces: Whirlpool 268766 Bracket 2378 Terminal 6057 Length 15 1/4" Width 21 1/2" Insert 1 1/4" Watts 2600/1950 Volts 240/208</p> 	<p>RP815 Broil</p> <p>Replaces: Caloric 96093P01 Bracket 2364 Terminal 2672 Length 16 1/2" Width 13 1/4" Insert 3 1/4" Watts 3000/2077 Volts 250/208</p> 
<p>RP825 Bake</p> <p>Replaces: Modern Maid 7406166 Bracket 2435 Terminal 6131 Length 11 7/8" Width 14 5/16" Insert 1" Watts 2000/1500 Volts 240/208</p> 	<p>RP829 Broil</p> <p>Replaces: Chambers 1311292 Bracket 2583 Terminal 2672 Length 15 1/2" Width 13 1/4" Insert 3 1/2" Watts 3400/2550 Volts 240/208</p> 	<p>RP832 Bake</p> <p>Replaces: Kenmore 37265 Bracket 2378 Terminal 6057 Length 15 3/4" Width 16" Insert 3 1/2" Watts 2000/1500 Volts 240/208</p> 	<p>RP835 Broil</p> <p>Replaces: Roper 4327217 Bracket 2377 Terminal 2672 Length 16" Width 13 1/4" Insert 3 1/8" Watts 3400/2550 Volts 240/208</p> 

Bake & Broil Elements

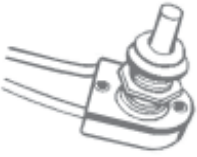

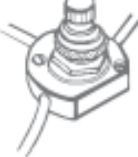
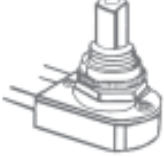
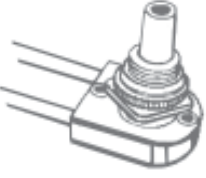









<p>RP836 Bake</p> <p>Replaces: Kenmore 82520 Bracket 2378 Terminal 2672 Length 16" Width 21 5/16" Insert 3" Watts 2500/1875 Volts 240/208</p> 	<p>RP837 Bake</p> <p>Replaces: Whirlpool 866375 Bracket 2365 Terminal 6131 Length 15 3/8" Width 19 1/4" Insert 3 3/4" Watts 2400/1800 Volts 240/208</p> 	<p>RP839 Bake</p> <p>Replaces: Chambers K14079 Bracket 2378 Terminal 2672 Length 16" Width 20 1/4" Insert 3" Watts 2600/1950 Volts 240/208</p> 	<p>RP840 Bake</p> <p>Replaces: Ropers K16337 Bracket 2378 Terminal 6057 Length 16" Width 20 1/4" Insert 1 1/2" Watts 2200/1650 Volts 240/208</p> 
<p>RP841 Bake</p> <p>Replaces: Whirlpool 326793 Bracket 2365 Terminal 6131 Length 15 5/16" Width 21 3/4" Insert 3" Watts 2500/1880 Volts 240/208</p> 	<p>RP853 Bake</p> <p>Replaces: GE WB44X5094 Bracket 2420 Terminal 2672 Length 15 3/4" Width 13 1/4" Insert 2 1/2" Watts 2000/1500 Volts 240/208</p> 	<p>RP856 Bake</p> <p>Replaces: Maytag 4000066 Bracket 2369 Terminal 3131 Length 16" Width 16" Insert 2" Watts 2750/2065 Volts 240/208</p> 	<p>RP858 Broil</p> <p>Replaces: Roper/Whirlpool 26360 Bracket 2377 Terminal 2672 Length 15 1/8" Width 13 1/4" Insert 4 1/8" Watts 3400/2550 Volts 240/208</p> 
<p>RP862 Broil</p> <p>Replaces: Roper/Whirlpool 4334925 Bracket 2377 Terminal 2672 Length 15 3/4" Width 13 1/4" Insert 4 1/8" Watts 3400/2550 Volts 240/208</p> 	<p>RP871 Bake</p> <p>Replaces: Roper/Whirlpool 4334928 Bracket 2378 Terminal 2672 Length 15 3/4" Width 13 1/4" Insert 4" Watts 3400/2550 Volts 240/208</p> 	<p>RP872 Bake</p> <p>Replaces: Amana C2704901 Bracket 2858 Terminal 2672 Length 16" Width 19 1/4" Insert 3 3/8" Watts 2500/1875 Volts 240/208</p> 	<p>RP958 Bake</p> <p>Replaces: Norge 41-5958 Bracket 2368 Terminal 2672 Length 15 1/2" Width 18 3/4" Insert 3" Watts 3000/2250 Volts 240/208</p> 
<p>RP969 Bake</p> <p>Replaces: Frigidaire 9950891 Bracket 1543 Terminal 5282 Length 18 3/8" Width 13 1/4" Insert 2 3/4" Watts 2700/1869 Volts 250/208</p> 	<p>RP978 Bake</p> <p>Replaces: Frigidaire 8004202 Bracket 1340 Terminal 2672 Length 14 5/8" Width 19 1/4" Insert 1 3/8" Watts 3000/2330 Volts 236/208</p> 	<p>RP979 Bake</p> <p>Replaces: Frigidaire 5309950887 Bracket 1340 Terminal 2672 Length 17 3/8" Width 13 1/4" Insert 1 3/8" Watts 3000/2330 Volts 236/208</p> 	<p>RP980 Bake</p> <p>Replaces: GE WB44X5019 Bracket 2461 Terminal 5683 Length 15" Width 15 1/2" Insert 1 1/2" Watts 3000/2250 Volts 240/208</p> 

Bake & Broil Elements

RP985	Broil	RP987	Broil
Replaces:	GE WB44X5045	Replaces:	Whirlpool 326795
Terminal	1338	Terminal	1993
Length	16 7/8"	Length	18 3/4"
Width	13 1/4"	Width	11 1/2"
Insert	1 3/4"	Insert	---
Watts	3000/2250	Watts	3000/2250
Volts	240/208	Volts	240/208

Range Accessories

ES15100 Canopy Switch	ES15102 Canopy Switch	ES15105 Two Speed Fan	ES15106 Canopy Switch	ES15108 Single Speed Rotary
Metal Push Button On - Off Longer Threaded Shaft	Phenolic Push Button Off - On - On	Metal Rotary Button On - Off - On	Metal Push Button On - Off Shorter Threaded Shaft	Metal Rotary Button On - Off
Replaces: 15100, 151	Replaces: 15102, 151-2	Replaces: 15105, 151-5	Replaces: 15106, 151-6	Replaces: 15108, 151-8
Amps 3 / 1 amps	Amps 3 / 1 amps	Amps 3 / 1 amps	Amps 3 / 1 amps	Amps 3 / 1 amps
Volts 125 / 250	Volts 125 / 250	Volts 125 / 250	Volts 125 / 250	Volts 125 / 250
Mount Threaded	Mount Threaded	Mount Threaded	Mount Threaded	Mount Threaded
				
ES15200 Pilot Light	ES15201 Pilot Light	ES15202 Pilot Light	ES15204 Pilot Light	ES15205 Pilot Light
Raised Red Lens	Flush Red Lens	Flush Red Lens	5/16" Dia. Flush Red Lens	Special for GE
Replaces: 15200, 152, 7006	Replaces: 15201, 152-1, 4157976, 4157870	Replaces: 15202, 152-2, 0088640, 0088777	Replaces: 15204, 152-4, 04000016, 7407P062-60	Replaces: 15205, 152-5, WB2X1608
Watts 1/3	Watts 1/3	Watts 1/3	Watts 1/3	Watts 1/3
Volts 125	Volts 125	Volts 250	Volts 125	Volts 125
Mount Snap in	Mount Snap in	Mount Snap in	Mount Snap in	Mount Snap in
				
ES15211 Pilot Light	ES15400 Oven Door Switch	ES15401 Oven Door Switch	ES15402 Oven Door Switch	ES15501 Pilot Light
Flush Red Lens for pilot lights	3/4" High Temperature momentary On Normally Open	3/4" High Temperature momentary On Normally Open	3/4" High Temperature momentary On Normally Open	Rectangular Red Lens
Replaces: 15211, 152-11	Replaces: 15400, 154, WB24K2, WB24X795, 347305	Replaces: 15401, 154-1, 310345, 3196261	Replaces: 15402, 154-2, 3196262	Replaces: 15501, 155-1
Watts 1/3	Amps 3 / 1 amps	Amps 10 / 7.5 amps	Amps 10 / 7.5 amps	Watts 1/3
Volts 125	Volts 125 / 250	Volts 125 / 250	Volts 125 / 250	Volts 125
Mount Push-in	Mount Snap in	Mount Snap in	Mount Snap in	Mount Snap in
Use with ES15205 to replace Maytag 715396K				

Range & Appliance Wire

Sil-A-Blend®

Sil-A-Blend is the same high temperature wire that you have been using,

1. With a plated copper conductor
2. Silicone high temperature insulation
3. Glass braided cover for abrasion resistance

Here is the new twist.

4. A coat of colored silicone over the top of the glass braid
5. Triplexed in Red / White / Black for easy application

- No more itching
- Easier to strip,
- Replaces plastic, rubber and glass braid wire (up to 200°C / 392°F)
- Colors won't fade
- **UL / CSA**



Triplex 3 conductor twisted (Red / Black / White) rated to 392°F / 200°C

Gauge	Length	Packed	Sil-A-Blend® Silicone over Glass Braid	Old Style Glass Braid	Max amps at 40°C	Max Wattage at 40°C 240V / 120V
14	5 Feet	Bag	RP0514G	RP0514GB	36	8 / 4 KW
12	5 Feet	Bag	RP0512G	RP0512GB	45	10 / 5 KW
14	25 Feet	Boxed	RP2514G	RP2514GB	36	8 / 4 KW
12	25 Feet	Boxed	RP2512G	RP2512GB	45	10 / 5 KW
14	50 Feet	Boxed	RP5014G	RP5014GB	36	8 / 4 KW
12	50 Feet	Boxed	RP5012G	RP5012GB	45	10 / 5 KW

Go to www.supco.com for ampacity ratings at higher temperatures.

Old Style Glass Braid is the same high temperature wire that you have been using,

1. With a plated copper conductor
2. Silicone high temperature insulation
3. Glass braided cover for abrasion resistance

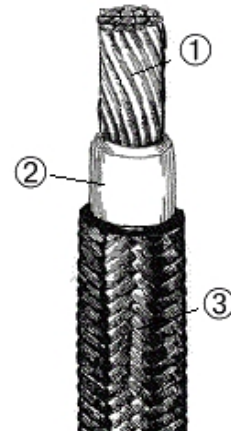
Replaces plastic, rubber and glass braid wire (up to 200°C / 392°F)

UL / CSA

Duplex 2 conductor twisted (Red / Black) rated to 392°F / 200°C

Gauge	Length	Packed	Old Style Glass Braid	Max amps at 40°C	Max Wattage at 40°C 240V / 120V
14	50 Feet	Boxed	RP21425GB	36	8 / 4 KW
14	25 Feet	Boxed	RP21225GB	36	8 / 4 KW
12	25 Feet	Boxed	RP21450GB	45	10 / 5 KW
12	50 Feet	Boxed	RP21250GB	45	10 / 5 KW

Go to www.supco.com for ampacity ratings at higher temperatures.



Range & Appliance Wire

250°C Nickel Hinge Wire

1. With a nickel plated copper conductor
2. Silicone high temperature insulation
3. Glass braided cover for abrasion resistance

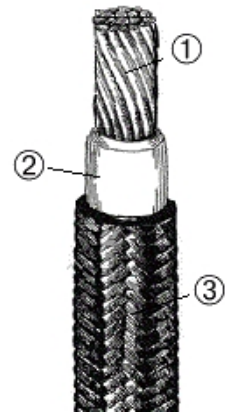
UL / CSA

High Temperature Wire

Single conductor (neutral color - tan) 250°C Nickel Hinge wire

Gauge	Length	Packed	Glass Braid	Max amps at 40°C	Max Wattage at 40°C 240V / 120V	Temperature Rating °F / °C
18	25 feet	Bag	T301825	20	4 / 2 KW	482°F / 250°C
16	25 feet	Bag	T301625	26	6 / 3 KW	482°F / 250°C
14	25 feet	Bag	T301425	39	9 / 4.5 KW	482°F / 250°C
12	25 feet	Bag	T301225	54	12 / 6 KW	482°F / 250°C
10	25 feet	Bag	T301025	73	17 / 8.5 KW	482°F / 250°C

Go to www.supco.com for ampacity ratings at higher temperatures.



450°C Nickel Hinge Wire - MGT - Mica

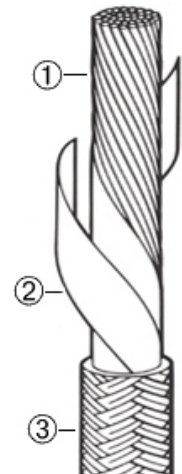
1. With a nickel plated copper conductor
2. Mica high temperature insulation
3. Glass braided cover for abrasion resistance

UL / CSA

Single conductor (neutral color - tan) 450°C Nickel Hinge wire

Gauge	Length	Packed	Glass Braid	Max amps at 40°C	Max Wattage at 40°C 240V / 120V	Temperature Rating °F / °C
14	5 feet	Bag	RP0514NG	45	10 / 5 KW	842°F / 450°C
14	25 feet	Bag	RP2514NG	45	10 / 5 KW	842°F / 450°C
12	5 feet	Bag	RP0512NG	56	13 / 6.5 KW	842°F / 450°C
12	25 feet	Bag	RP2512NG	56	13 / 6.5 KW	842°F / 450°C

Go to www.supco.com for ampacity ratings at higher temperatures.



250°C High Voltage for spark ignition systems

1. Nickel plated copper conductor
2. High voltage silicone rubber insulator

UL / CSA

Single Conductor Red Silicone Rubber High Voltage Wire

Gaug	Length	Packed	Siicone Rubber	Max AC	Max DC	Temperature Rating °F / °C
16	25 feet	Bag	RP2516H	10 KVAC	25 KVDC	482°F / 250°C



Oven Door Gaskets & Racks

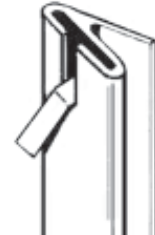
Oven Door Gaskets

- High Temperature Silicon Rubber
- FDA Approved Material
- Exact OEM Replacements

SUPCO No.	Description	OAL Length	C to C	Style
DG910	Stretch Gasket	8 13/16"	8 13/16"	A
DG1012	Stretch Gasket	9 13/16"	9 13/16"	A
DG1214	Stretch Gasket	11 13/16"	11 13/16"	A
DG1416	Stretch Gasket	13 13/16"	13 13/16"	A
DG1618	Stretch Gasket	15 13/16"	15 13/16"	A
DG1820	Stretch Gasket	17 13/16"	17 13/16"	A
DG2022	Stretch Gasket	19 13/16"	19 13/16"	A
DG2224	Stretch Gasket	21 13/16"	21 13/16"	A
DG2427	Stretch Gasket	24 13/16"	24 13/16"	A



Style "A"



Style "B"



Style "C"



Style "D"



Style "E"



Style "F"

SUPCO Number	Description	OAL Length Approx:	C to C	Style
DGL1012	Stretch Gasket	10 3/8"	9 13/16"	B
DGL1214	Stretch Gasket	12 3/8"	11 13/16"	B
DGL1416	Stretch Gasket	14 3/8"	13 13/16"	B
DGL1618	Stretch Gasket	16 3/8"	15 13/16"	B
DGL1820	Stretch Gasket	18 3/8"	17 13/16"	B
DGL2022	Stretch Gasket	20 3/8"	19 13/16"	B
DGL2224	Stretch Gasket	22 3/8"	21 13/16"	B
DGL2427	Stretch Gasket	24 3/8"	23 13/16"	B

SUPCO Part No.	OEM Part No.	Description	OAL Length Approx:	No. of Clips	Style
DG40	Maytag	7212-P001-60	72"	None	E
DG41	Frigidaire	647T086P02	51"	12	C
DG42	GE	WB32K3	54"	16	D
DG43	Maytag	7212-P043-60	53"	12	D
DG44	Frigidaire	316109700	32"	None	D
DG72	Universal	Extruded Gasket	72"	None	F
DG5103	GE	WB2X5103	44"	None	F

Oven Door Spring

Supco Part No.	OEM Part No.	Description	OEM	Replaces	Pack
1790263	RS101	5 3/4" OAL	Magic Chef/Maytag	1790-263, 1790-261, 1790-241, 1790-253, 1790-265, 1790-244, 7803P001-60	1



Direct and Universal Oven Racks

- Manufactured from heavy duty steel rods with a welded frame construction.
- These nickel plated racks are an affordable solution for replacing old racks.
- Heat tested to 1200°F to insure the highest quality plating.
- Replaces Regular, Self-Cleaning Gas or Electric.
- Replacement part numbers by brand or measurements for universal applications.
- Replaces many Amana, Maytag, Frigidaire, GE, Welbilt, and Whirlpool racks.




GEM P/N	Replacement For	Width	Depth	Support
OR100	General Electric WB48X5044, WB48X42, WB48X109	23"	15"	Keepers on either side
OR101	Whirlpool 3185641, 3185440, 308173	21 7/8"	16"	Keepers on either side
OR102	General Electric WB48X5012 WB48X5026 WB48X5031	23"	17"	Raised hump at back on either side

Oven Igniters

SGR Series Flat Igniters

The SIC style igniter is a direct replacement for hundreds of OEM numbers.

- Longer Life and greater strength, with the longest MTBF in the industry
- Supplied by an OEM manufacturer, meets or exceeds OEM specifications, UL & CSA.
- Will not overdrive the gas valve like some universal replacements.
- Used with 3.2 to 3.5 amp rated gas safety valves.
- 100% electrical testing, five times throughout the production process.
- High temperature stainless steel shield
- High temperature MGT wire leads
- High temperature ceramic wire nuts to wire into original harness



SGR407

Supco No.	Gem No.	Length	Supco Kit
SGR407	GR407	7 1/2"	SGR414
SGR408	GR408	9"
SGR409	GR409	5 1/2"	SGR414
SGR410	GR410	6 1/4"	SGR414
SGR411	GR411	6 1/4"	SGR414
SGR412	GR412	4 1/2"	SGR414



SGR414

SGR414 Universal Flat Igniter Kit

SGR414 universal flat igniter kit was designed to replace most flat range igniter with a shield mount. Hardware included will allow one flat igniter to replace hundreds. The SGR414 replaces the SGR407, SGR409, SGR410, SGR411, and SGR412.

SGR415 Direct Replacement Igniter

SGR415 is a direct replacement for the General Electric WB2X10016. No cutting or splicing required.




SGR415

SGR Series Round Igniters

- The SIC style igniter is a direct replacement for hundreds of OEM numbers.
- Longer Life and greater strength, with the longest MTBF in the industry
- Supplied by an OEM manufacturer, meets or exceeds OEM specifications, UL & CSA.
- Will not overdrive the gas valve like some universal replacements.
- Used with 2.8 to 3.0 amp rated gas safety valves.
- 100% electrical testing, five times throughout the production process.
- High temperature stainless steel shield
- High temperature MGT wire leads
- High temperature ceramic wire nuts to wire into original harness

Supco No.	Gem No.	Length	Supco Kit
SGR401	GR401	6 1/4"	SGR400
SGR402	GR402	5 1/4"	SGR400
SGR403	GR403	3 1/2"	SGR400
SGR404	GR404	3 1/2"	SGR400
SGR405	GR405	3 1/2"	SGR400



SGR403

SGR400 Universal Round Igniters

SGR400 universal round igniter kit was designed to replace most round range igniter with a shield mount. Hardware included will allow one round igniter to replace hundreds. The SGR400 replaces SGR401, SGR402, SGR403, SGR404, SGR405.



SGR400