

LIT6P  
Infra-red Thermometer  
With Probe



**User Manual**

## 1. Introduction

The LIT6P is a convenient non-contact infra-red thermometer with probe.

It combines two precision thermometers in one unit: a non-contact infra-red thermometer and a thermal penetration probe. The non-contact mode can be used for quick scans of a surface temperature, while the probe mode is used to accurately measure internal temperatures.

## 2. Safety Information

· Please read the following information carefully before using the meter.



**Warning: Do not point laser directly at an eye or reflective surfaces.**

### **Caution:**

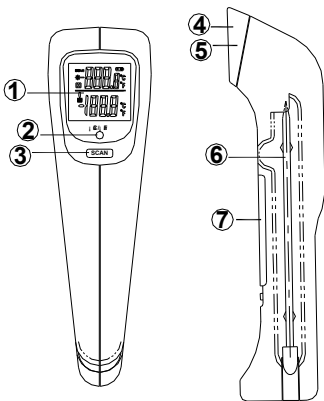
**When** ambient temperature changes quickly, allow 30 minutes for the meter to acclimate before taking measurements.

**Avoid** Electro-Magnetic Fields (EMF) from arc welding, induction furnaces, etc...

**Do** not leave the unit on or near high temperature objects.

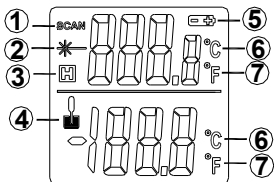
### 3. Instrument Description

- ① LCD display
- ② °F / °C selection button
- ③ Scan button
- ④ Infrared sensor
- ⑤ Laser targeting aperture
- ⑥ Probe sensor
- ⑦ Battery cover



## LCD Display

- ① Infrared measurement indication
- ② Laser indication
- ③ Data hold indication
- ④ Probe measurement indication
- ⑤ Low battery indication
- ⑥ °C temperature unit
- ⑦ °F temperature unit



## 4. Specifications

- Infra-red:

Range: -4°F to 518°F (-20°C to 270°C)

Resolution: 0.1°F / 0.1°C

Accuracy:

± 9°F for -4°F to 32°F (± 5°C for -20°C to 0°C)

± 1.5% of reading +5°F (3°C) for 32°F to 518°F

(0°C to 270°C)

Field of view: 6:1

Typical Distance to Target: up to 3 ft. (1 m)

Laser power: <1mW

Emissivity: 0.97

Over range indication: "OL" or "-OL"

· Probe:

Range: -58°F to 518°F (-50°C to 270°C)

Resolution:

0.2°F (0.1°C) for -58°F to 392°F (-50°C to 200°C)

2°F (1°C) for 392°F to 518°F (200°C to 270°C)

Accuracy:

-58°F to -4°F (-50°C to -20°C): ± 1.5% of rdng +2°F (1°C)

-4°F to 392°F (-20°C to 200°C): ± 1.0% of rdng +2°F (1°C)

392°F to 518°F (200°C to 270°C): ± 2.0% of rdng +7°F (4°C)

Measurement Period: every 2 sec.

· Operating environment:

Infra-red: 32°F to 104°F (0°C to 40°C), 10 to 90%RH

Probe: 32°F to 122°F (0°C to 50°C), 10 to 90%RH

Storage environment:

14°F to 140°F (-10°C to 60°C), ≤75%RH

· Auto power off: After 30 seconds

· Battery: 3 AAA (1.5V)

· Dimensions: 7.16"x1.93"x1.7"

(182mm×49mm×43mm)

· Weight: 4.23 oz. (120g) Approx.

## 5. Operating Instructions

### 5-1. Infra-Red Temperature Measurement

Point the infra-red sensor at the object, and press the “SCAN” button. Release the “SCAN” button and the measured result will hold automatically.

### 5-2. Temperature Probe Measurement

Open the probe. (Both the Infrared and probe will be turned on).

Auto power off will be disabled.

Insert the probe at least ½” (12mm) into the target.

**NOTE:** The probe tip must be sterilized before and between measurements of food samples to avoid cross contamination.

### 5-3. Temperature Units

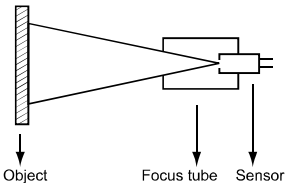
Press the “°C/°F” key during measurement to switch the temperature units from °C to °F



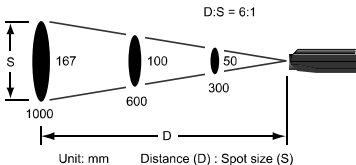
**Warning: Do not point laser directly at eyes or indirectly off reflective surfaces.**

## 6. D:S ratio

The thermometer has a visual angle and visual spot size as follows:



Make sure that the target is larger than the unit's visual spot size. The smaller the target, the closer you should be to it. The relationship between distance and spot size is 6:1, the drawing as following:




## 7. CLEANING INSTRUCTIONS

The meter may be wiped down with a wet sponge or cloth using a mild, water based detergent.

**NOTE:** This unit is not designed for complete

submersion or washing in water.

## **8 Replace batteries**

If the sign “  ” appears on the LCD display, it indicates that the batteries should be replaced. Remove the battery cover, and replace the exhausted batteries with new ones.

## **WARRANTY**

Sealed Unit Parts Co., Inc. warrants that it will repair or furnish without charge a similar product to replace any product which, within the specified warranty term after the date of sale by the Wholesaler, is proved to the satisfaction of Sealed Unit Parts Co., Inc. , to have been defective at the time it was sold. Said warranty is in effect only

when said item is used in accordance with the instructions and recommendations of Sealed Unit Parts Co., Inc.

This warranty applies only to products which after shipment from the factory, have not been altered, changed, repaired, or treated in any manner whatsoever.

This warranty to repair or replace is the only warranty either expressed, implied or statutory and is the only warranty being issued herein; Sealed Unit Parts Co., Inc.'s liability in connection with its products is expressly limited to the repair or replacement of defective parts. All other damages and warranties, statutory or otherwise, are being expressly excluded.

No representative of Sealed Unit Parts Co., Inc. has authority to change this warranty in any

manner whatsoever. No attempt to repair or promise to repair or improve any part covered by this warranty by any representative of this company shall be effective unless signed by a properly authorized officer of Sealed Unit Parts Co. Inc.

Sealed Unit Parts Company, Inc. (SUPCO)

2230 Landmark Place

Allenwood, NJ 08720 USA

[www.supco.com](http://www.supco.com)

info@supco.com

