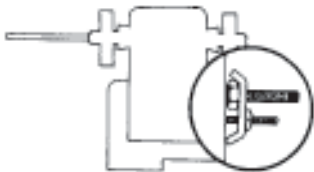


# SM6700B

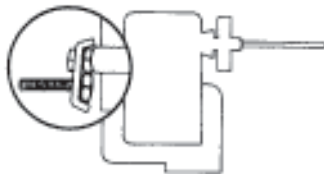
## Installation Instructions

### To Replace BOHN, PEERLESS



1. Place 10/32 hex screw thru larger hole inside adapter mount to form mounting stud. Fasten adapters to body of motor with 6/32 screw through lower hole in motor & 10/32 hex stud on top to outer edge.
2. Adjust hex studs to right or left to align them with original mount & tighten; mount motor. Be sure to ground motor.

### To Replace GE Mount




1. Thread small nuts on bearing bracket studs.
2. Fasten adapters to bracket over nut; 10/32 studs thru bottom hole, bracket on outside edge of motor using small nuts to secure.
3. Adjust hex studs to right or left to align them with original mount & tighten; mount motor. Be sure to ground motor.

### Bracket Instructions

Installation of mounting bracket and "C" washers to extend mounting centers up to 4" with infinite horizontal and angular flexibility.

Long legs of mounting bracket fit #6 machine screws, short legs fit #8 Or #6.

1. Loosen machine screw and slide mounting bracket under the head or the nut.
2. Before tightening, slip "C" washer between the mounting bracket and head or nut so that it bridges open gaps on mounting bracket.
3. When proper length and angle of mounting bracket are set, tighten nut or head of bolt.
4. Use "C" washer on other end of bracket to fasten to existing support.
5. Be sure to ground motor.



**Replaces 3.3", 3 1/2", 4"  
Round Motors**

**Supco**

**SEALED UNIT PARTS CO., INC.**

PO Box 21, 2230 Landmark Place, Allenwood, NJ 08720 USA

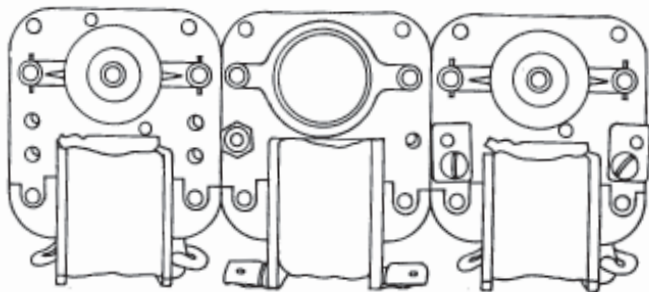
732-223-6644 • Fax 732-223-1617

www.supco.com • info@supco.com

# SM6700B

Use of hardware to replace BOHN-UPPCO & GE-33 frame motors

Shaft  
Line



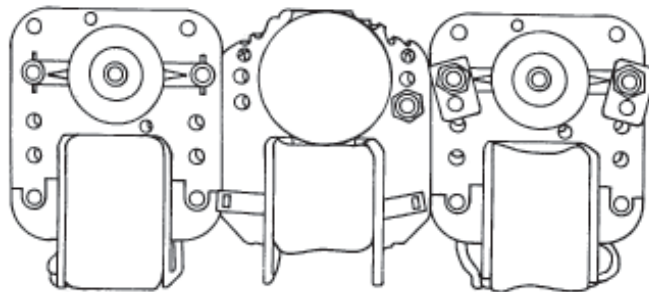
Shaft  
Line

**SUPCO Reversible**  
standard motor & mounts

**BOHN UPPCO motor & mounting holes**  
UPPCO-Bohn mounting holes are between the holes in the standard stack & off center

**SUPCO with adapters to replace UPPCO**  
Mount adapters as shown and you have the 10/32 stud right where you need it.

Shaft  
Line



Shaft  
Line

**SUPCO Reversible**  
standard motor & mounts

**GE-33 Frame motor & mounts**  
GE mounting holes are in the same vertical line with holes in the standard stack but about 9/32" lower than shaft.

**SUPCO with adapters to replace GE**  
Mount adapters as shown and you have the 10/32 stud right where you need it.

**ADAPTERS CAN BE ROTATED SLIGHTLY TO PROVIDE AN EXACT FIT.**

*Supco*

The SM6700B kit comes complete with mounting brackets. You can replace hundreds of standard units as well as 3.3", 3 1/2" and 4" round mounts.

